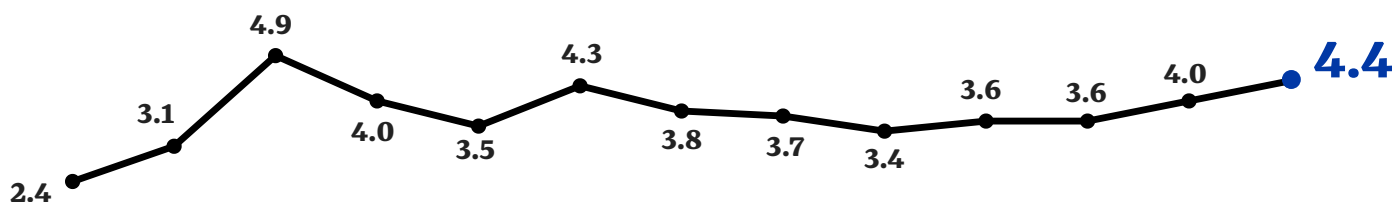


# JULY 2024 PRICE STATISTICS EASTERN VISAYAS (FOR ALL INCOME, 2018 - Base Year)

Reference No. IG-202408-0800-25















Date of Release: 08 August 2024

**Inflation Rate in Eastern Visayas increases to 4.4% in July 2024**

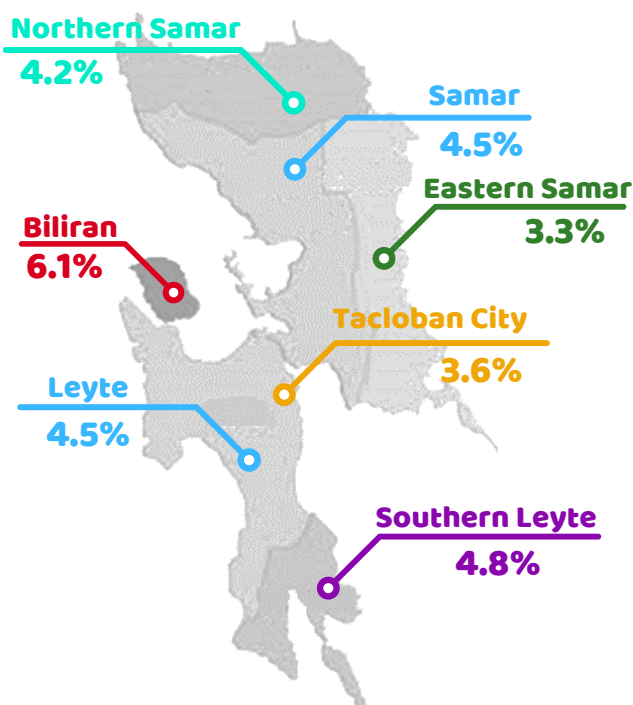


Jul 2023	Aug 2023	Sep 2023	Oct 2023	Nov 2023	Dec 2023	Jan 2024	Feb 2024	Mar 2024	Apr 2024	May 2024	Jun 2024	Jul 2024
----------	----------	----------	----------	----------	----------	----------	----------	----------	----------	----------	----------	----------

## IR BY COMMODITY GROUP

Commodity Group	Jun 2024	Jul 2024
 All Items	4.0%	4.4%
 Food & Non-Alcoholic Beverages	6.7%	6.8%
 Alcoholic Beverages and Tobacco	2.9%	2.6%
 Clothing and Footwear	0.7%	0.9%
 Housing, Water, Electricity, Gas & Other Fuels	0.0%	1.2%
 Furnishings, Household Equipment & Routine Maintenance of the House	4.3%	4.0%
 Health	2.8%	2.4%
 Transport	1.7%	2.7%
 Information & Communication	0.3%	0.3%
 Recreation, Sport & Culture	2.5%	2.5%
 Education Services	1.4%	3.4%
 Restaurants & Accommodation Services	3.5%	3.6%
 Financial Services	0.0%	0.0%
 Personal Care & Miscellaneous Goods & Services	2.1%	1.9%

## BILIRAN posts highest inflation rate in EV



## PURCHASING POWER OF PESO (PPP)



PPP in EV was recorded at PhP 0.80. This means that a peso in 2018 is only worth 80 centavos in July 2024.

**Biliran** registered the **strongest PPP** at PhP 0.82, while **Samar** posted the **weakest** at PhP 0.78.