


# CONSTRUCTION STATISTICS EASTERN VISAYAS: 3rd Quarter 2024 (Preliminary Data)


Reference No. IG-202501-0800-02

Date of Release: 16 January 2025

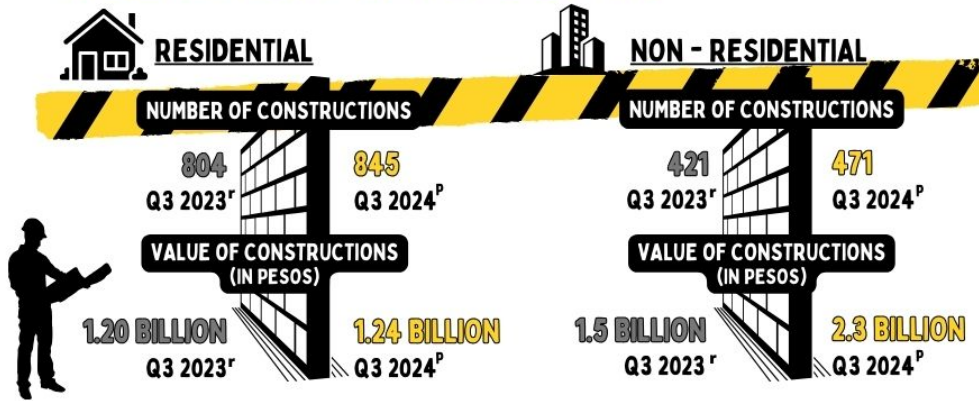
## TOTAL NUMBER OF CONSTRUCTIONS



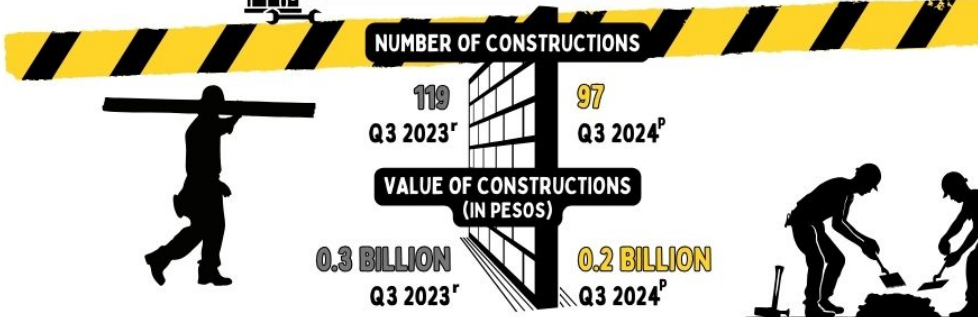
## TOTAL VALUE OF CONSTRUCTIONS (IN PESOS)



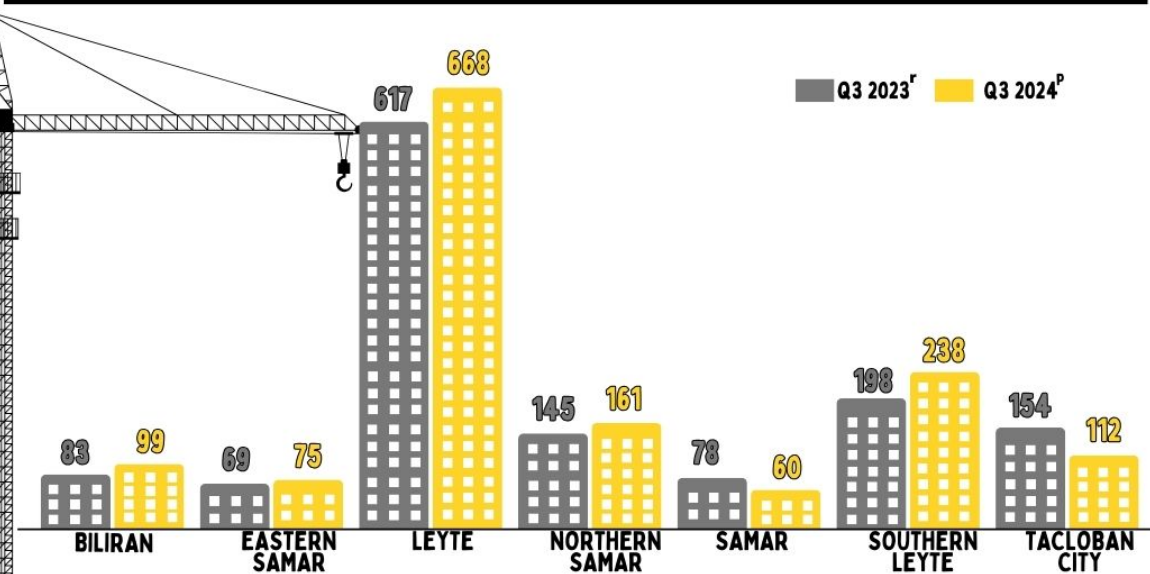
## NUMBER AND VALUE OF CONSTRUCTIONS BY TYPE




## ADDITIONS/ALTERATION/REPAIRS



## NUMBER OF CONSTRUCTIONS BY PROVINCE/HUC



## AVERAGE COST OF CONSTRUCTION PER SQUARE METER (IN PESOS)



**Notes:**

- r - Revised data
- p - Preliminary data
- 1. Construction statistics are compiled from the copies of approved building permits as well as from demolition and fencing permits collected every month from the Offices of Local Building Officials.
- 2. Data on building constructions refers to those proposed to be constructed or construction work has started during the reference period and not completed constructions.

Source: Philippine Statistics Authority