


# MARCH 2025 PRICE STATISTICS EASTERN VISAYAS, YEAR-ON-YEAR (FOR ALL INCOME, 2018 - Base Year)

Reference No. IG-202504-0800-12















Date of Release: 08 April 2025

**Inflation Rate in Eastern Visayas further decreased to 1.0% in March 2025**

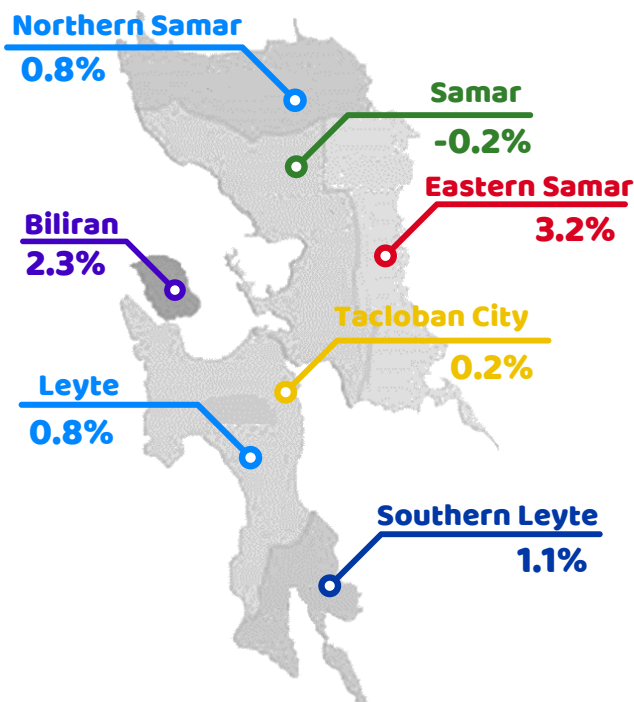


Mar 2024	Apr 2024	May 2024	Jun 2024	Jul 2024	Aug 2024	Sept 2024	Oct 2024	Nov 2024	Dec 2024	Jan 2025	Feb 2025	Mar 2025
----------	----------	----------	----------	----------	----------	-----------	----------	----------	----------	----------	----------	----------

## INFLATION RATE (IR) BY COMMODITY GROUP

Commodity Group	Feb 2025	Mar 2025
 All Items	1.1%	1.0%
 Food & Non-Alcoholic Beverages	0.7%	-0.2%
 Alcoholic Beverages and Tobacco	3.4%	3.3%
 Clothing and Footwear	0.8%	0.9%
 Housing, Water, Electricity, Gas & Other Fuels	2.2%	3.9%
 Furnishings, Household Equipment & Routine Household Maintenance	1.2%	1.3%
 Health	1.6%	2.0%
 Transport	0.1%	-1.0%
 Information & Communication	0.3%	0.3%
 Recreation, Sport & Culture	1.8%	1.6%
 Education Services	8.2%	8.2%
 Restaurants & Accommodation Services	0.9%	0.8%
 Financial Services	0.0%	0.0%
 Personal Care, & Miscellaneous Goods & Services	1.3%	1.3%

## EASTERN SAMAR posts highest inflation rate in EV



## PURCHASING POWER OF PESO (PPP)



PPP in EV was recorded at PhP 0.80. This means that a peso in 2018 was only worth 80 centavos in March 2025.

Biliran and Southern Leyte registered the strongest PPP at PhP 0.81, while Samar posted the weakest at PPP 0.77.