

CONSTRUCTION STATISTICS EASTERN VISAYAS: 4th Quarter 2023 (Preliminary Data)








Reference No. IG-202403-0800-07

Date of Release: 18 March 2024

A total of **1,052 CONSTRUCTIONS** were recorded in the 4th quarter of 2023 with an aggregate value of **PHP 2.36 BILLION**



| RESIDENTIAL BUILDING | NON-RESIDENTIAL BUILDING | ADDITIONS/ALTERATIONS AND REPAIR |
|--------------------------------------|--------------------------|----------------------------------|
| NUMBER OF CONSTRUCTIONS | | |
| 583 BUILDINGS | 345 BUILDINGS | 124 BUILDINGS |
| FLOOR AREA (in square meters) | | |
| 87,806 | 135,880 | 6,505* |
| VALUE (in pesos) | | |
| 0.92 BILLION | 1.27 BILLION | 0.17 BILLION |

* for additions only

| | |
|----------------|---|
| LEYTE |  480 |
| SOUTHERN LEYTE |  163 |
| TACLOBAN CITY |  112 |
| NORTHERN SAMAR |  106 |
| BILIRAN |  70 |
| SAMAR |  62 |
| EASTERN SAMAR |  59 |

Leyte shared more than two-fifths of the total number of constructions in the region

Legend:
 50 constructions

| | |
|---|---|
|  Residential Building |  Non-Residential Building |
| PHP 10,443 | PHP 9,370 |

AVERAGE COST OF CONSTRUCTION PER SQUARE METER

Notes:

- Construction statistics are compiled from the copies of approved building permits as well as from demolition and fencing permits collected every month from the Offices of Local Building Officials.
- Data on building constructions refers to those proposed to be constructed or construction work has started during the reference period and not completed constructions.

Source: Philippine Statistics Authority