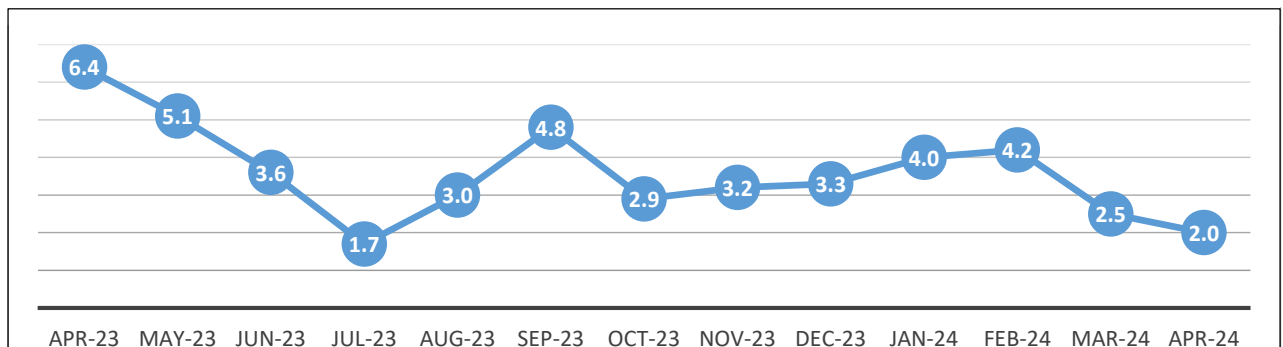


## April 2024 Price Statistics Northern Samar (2018=100)















Reference No.: IG-2024-05-0848-05

Date Release: 20 May 2024

### Northern Samar Inflation Rate Decreases to 2.0 Percent



### Food & Non Alcoholic Beverages Registers a Lower IR at 4.6 %

Commodity Group	March 2024	April 2024
 All Items	2.5%	2.0%
 <b>Food &amp; Non Alcoholic Beverages</b>	5.9%	4.6%
 Alcoholic Beverages & Tobacco	0.8%	1.8%
 Clothing & Footwear	-0.3%	-0.1%
 Housing, Water, Electricity Gas, & Other Fuels	4.6%	-4.3%
 Furnishing, Household, Equipment & Routine Household Maintenance	12.9%	12.9%
 Health	0.3%	0.2%
 Transport	3.8%	4.1%
 Information and Communication	0.0%	0.0%
 Recreation, Sport & Culture	-0.3%	-0.3%
 Education Services	4.1%	4.1%
 Restaurants and Accommodation Services	0.0%	0.0%
 Financial Services	0.0%	0.0%
 Personal Care and Miscellaneous Goods and Services	1.0%	0.7%



### Purchasing Power of Peso (PPP)

The Purchasing Power of Peso (PPP) in the province registered an increase at P0.81 for April 2024. This PPP indicates that P100.00 in 2018 is only worth P81.00 in April 2024.

The PPP of the same month a year ago was P 0.01 higher at P 0.82 than this month's PPP of P0.81.

Northern Samar's PPP is the same as that of the Regional PPP of P 0.81. It ranked third among the provinces in Eastern Visayas with the weakest in PPP, tied with Leyte and Southern Leyte.

Source: Philippine Statistics Authority