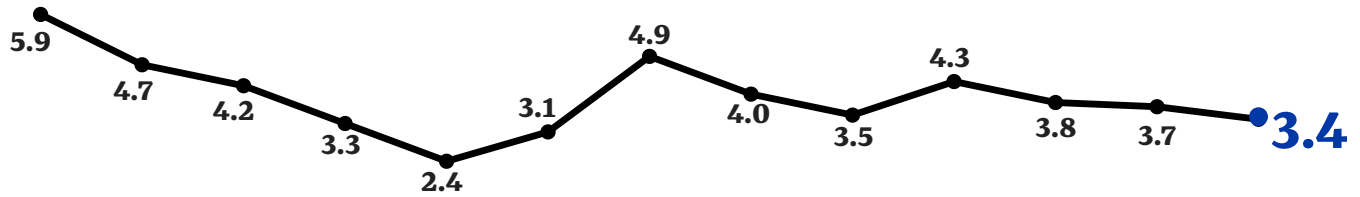


MARCH 2024 PRICE STATISTICS EASTERN VISAYAS (2018 - Base Year)

Reference No. IG-202404-0800-11

Date of Release: 11 April 2024















Inflation Rate in Eastern Visayas decreases further to 3.4% in March 2024



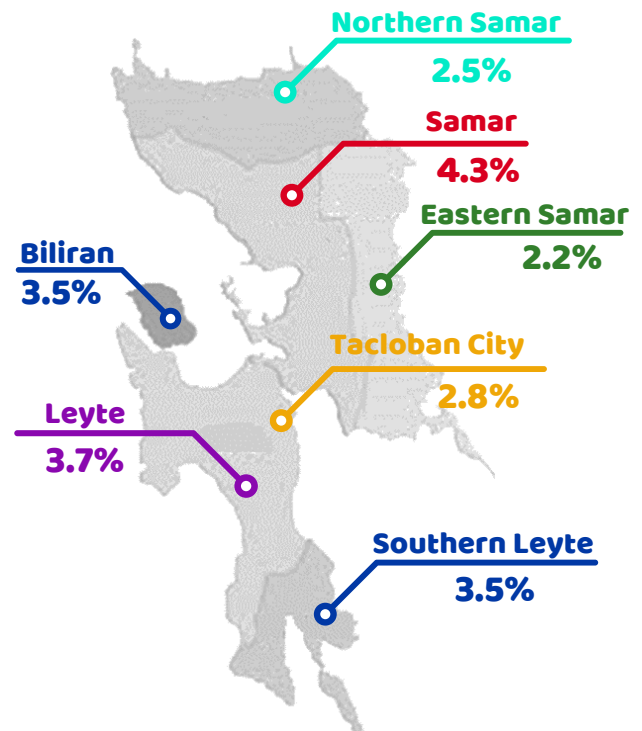
Mar 2023	Apr 2023	May 2023	Jun 2023	Jul 2023	Aug 2023	Sep 2023	Oct 2023	Nov 2023	Dec 2023	Jan 2024	Feb 2024	Mar 2024
----------	----------	----------	----------	----------	----------	----------	----------	----------	----------	----------	----------	----------

IR BY COMMODITY GROUP

Commodity Group Feb 2024 Mar 2024

 All Items	3.7%	3.4%
 Food & Non-Alcoholic Beverages	6.7%	6.5%
 Alcoholic Beverages and Tobacco	8.0%	6.7%
 Clothing and Footwear	0.6%	0.5%
 Housing, Water, Electricity, Gas & Other Fuels	-1.6%	-3.2%
 Furnishings, Household Equipment & Routine Maintenance of the House	5.2%	4.8%
 Health	3.0%	2.1%
 Transport	0.1%	1.5%
 Information & Communication	0.4%	0.4%
 Recreation, Sport & Culture	2.2%	2.2%
 Education Services	1.4%	1.4%
 Restaurants & Accommodation Services	3.7%	3.8%
 Financial Services	0.0%	0.0%
 Personal Care & Miscellaneous Goods & Services	2.9%	2.9%

SAMAR posts highest inflation rate in EV



PURCHASING POWER OF PESO (PPP)



PPP in EV was recorded at PhP 0.80. This means that a peso in 2018 is only worth 80 centavos in March 2024.

Biliran registered the **strongest PPP** at PhP 0.83, while **Samar** posted the **weakest** at PhP 0.77.