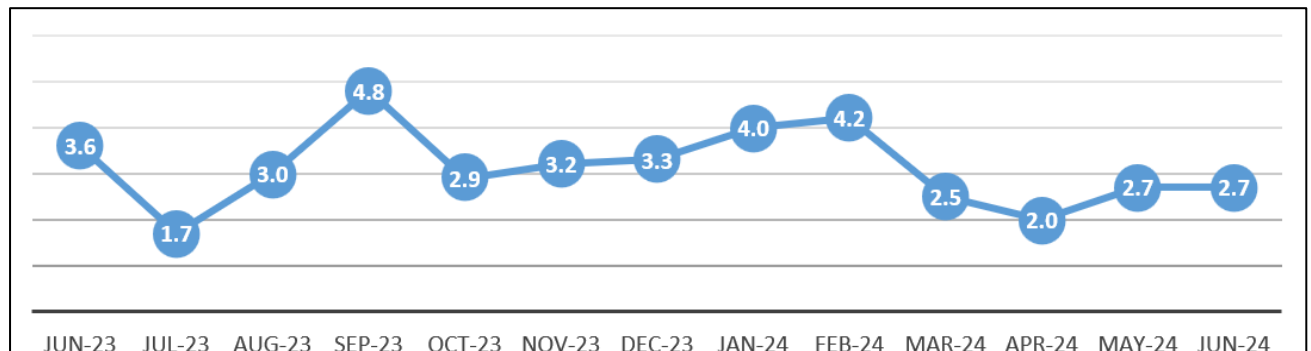


June 2024 Price Statistics Northern Samar (2018=100)















Reference No.: IG-2024-07-0848-07

Date Release: 09 July 2024

Northern Samar Retains 2.7 Percent Inflation Rate in June 2024



Food & Non-Alcoholic Beverages Registers a Lower IR at 5.5 %

Commodity Group	May 2024	June 2024
 All Items	2.7%	2.7%
 Food & Non - Alcoholic Beverages	5.6%	5.5%
 Alcoholic Beverages & Tobacco	1.6%	1.7%
 Clothing & Footwear	0.5%	0.6%
 Housing, Water, Electricity Gas, & Other Fuels	-1.1%	-2.9%
 Furnishings, Household, Equipment & Routine Household Maintenance	12.8%	12.8%
 Health	0.2%	0.2%
 Transport	3.6%	2.9%
 Information and Communication	0.0%	0.0%
 Recreation, Sport & Culture	0.0%	0.1%
 Education Services	4.1%	4.1%
 Restaurants and Accommodation Services	0.0%	0.0%
 Financial Services	0.0%	0.0%
 Personal Care and Miscellaneous Goods and Services	0.6%	0.6%



Purchasing Power of Peso (PPP)

The Purchasing Power of Peso (PPP) in the province retained at P0.81 for June 2024. This PPP indicates that P100.00 in 2018 is only worth P81.00 in June 2024

The PPP of the same month a year ago was P 0.02 higher at P 0.83 than this month's PPP of P0.81.

Northern Samar's PPP is the same as that of the Regional PPP of P 0.81. It ranked third among the provinces in Eastern Visayas with the lower PPP, tied with Leyte & Southern Leyte.

Source: Philippine Statistics Authority



Northern Samar Provincial Statistical Office
2nd Floor, BENPRES Business Center, Diversion South Road, Brgy. Macagtas, Catarman, Northern Samar 6400
Contact Number: +639199133209
E-mail address: northern_samar@psa.gov.ph Website: www.psa.gov.ph