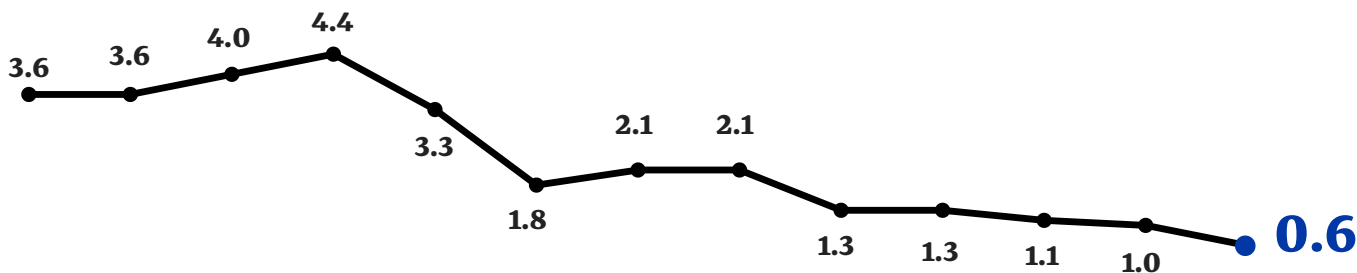


APRIL 2025 PRICE STATISTICS EASTERN VISAYAS, YEAR-ON-YEAR (FOR ALL INCOME, 2018 - Base Year)

Reference No. IG-202505-0800-16















Date of Release: 08 May 2025

Inflation Rate in Eastern Visayas decreases further to 0.6% in April 2025

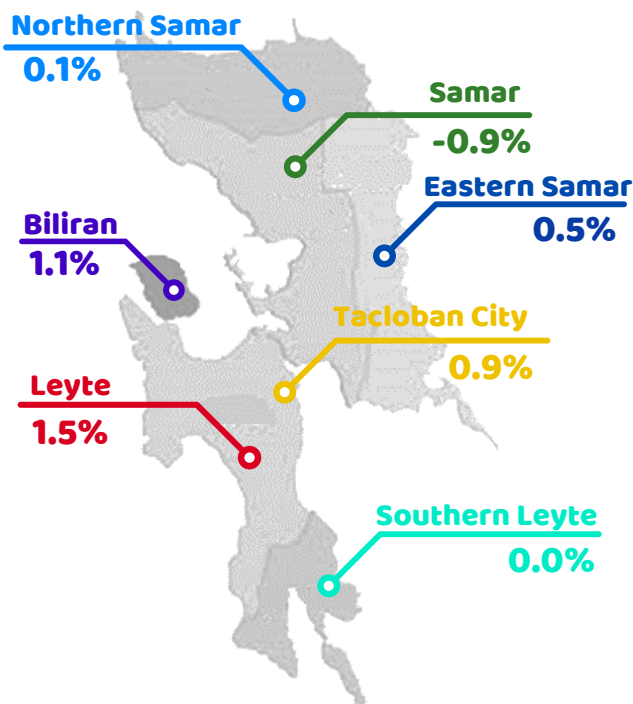


Apr 2024	May 2024	Jun 2024	Jul 2024	Aug 2024	Sept 2024	Oct 2024	Nov 2024	Dec 2024	Jan 2025	Feb 2025	Mar 2025	Apr 2025
----------	----------	----------	----------	----------	-----------	----------	----------	----------	----------	----------	----------	----------

INFLATION RATE (IR) BY COMMODITY GROUP

Commodity Group	Mar 2025	Apr 2025
 All Items	1.0%	0.6%
 Food & Non-Alcoholic Beverages	-0.2%	-0.5%
 Alcoholic Beverages and Tobacco	3.3%	3.7%
 Clothing and Footwear	0.9%	0.8%
 Housing, Water, Electricity, Gas & Other Fuels	3.9%	3.5%
 Furnishings, Household Equipment & Routine Household Maintenance	1.3%	1.2%
 Health	2.0%	1.7%
 Transport	-1.0%	-2.4%
 Information & Communication	0.3%	0.3%
 Recreation, Sport & Culture	1.6%	1.6%
 Education Services	8.2%	8.2%
 Restaurants & Accommodation Services	0.8%	0.9%
 Financial Services	0.0%	0.0%
 Personal Care, & Miscellaneous Goods & Services	1.3%	1.6%

LEYTE posts highest inflation rate in EV



PURCHASING POWER OF PESO (PPP)



PPP in EV was recorded at PhP 0.80. This means that a peso in 2018 was only worth 80 centavos in April 2025.

Biliran, Northern Samar and Southern Leyte registered the strongest PPP at PhP 0.81, while Samar posted the weakest at PPP 0.78.