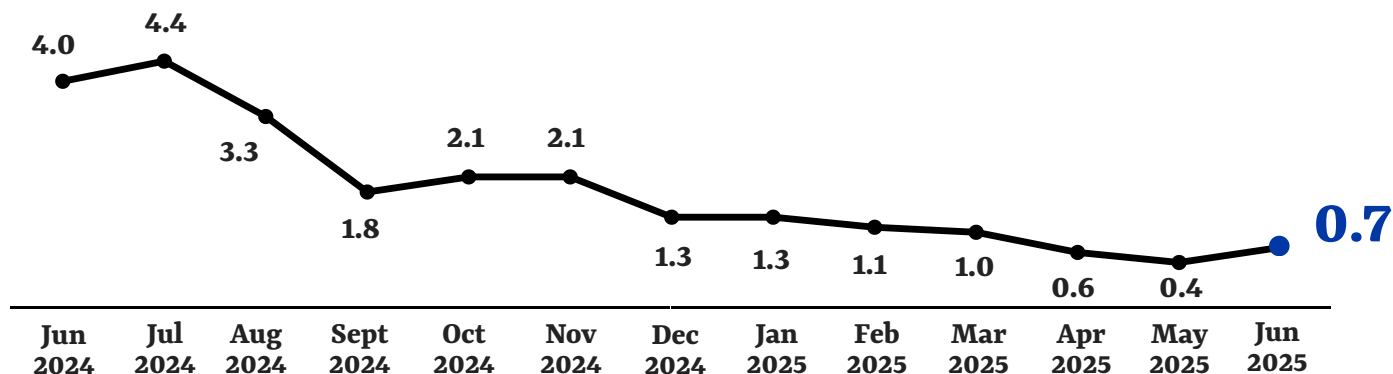


JUNE 2025 PRICE STATISTICS EASTERN VISAYAS, YEAR-ON-YEAR (FOR ALL INCOME, 2018 - Base Year)















Reference No. IG-202507-0800-27

Date of Release: 08 July 2025

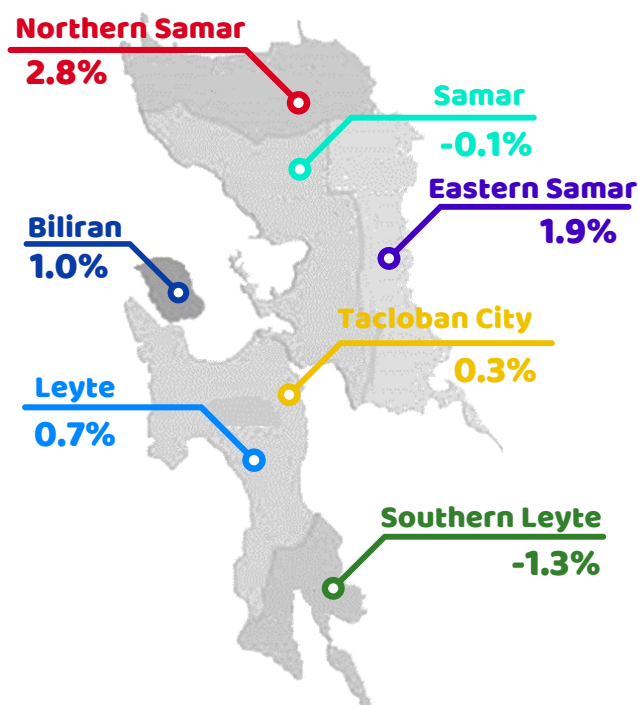
Inflation Rate in Eastern Visayas increases to 0.7% in June 2025



INFLATION RATE (IR) BY COMMODITY GROUP

Commodity Group	May 2025	Jun 2025
 All Items	0.4%	0.7%
 Food & Non-Alcoholic Beverages	-0.7%	0.0%
 Alcoholic Beverages and Tobacco	3.6%	4.0%
 Clothing and Footwear	0.7%	0.8%
 Housing, Water, Electricity, Gas & Other Fuels	3.4%	2.2%
 Furnishings, Household Equipment & Routine Household Maintenance	1.2%	1.6%
 Health	2.1%	1.9%
 Transport	-2.8%	-1.6%
 Information & Communication	0.2%	0.3%
 Recreation, Sport & Culture	1.8%	1.9%
 Education Services	8.2%	8.3%
 Restaurants & Accommodation Services	0.8%	1.1%
 Financial Services	0.0%	0.0%
 Personal Care, & Miscellaneous Goods & Services	1.6%	1.7%

NORTHERN SAMAR posts highest inflation rate in EV



PURCHASING POWER OF PESO (PPP)



PPP in EV was recorded at PhP 0.80. This means that a peso in 2018 was only worth 80 centavos in June 2025.

Southern Leyte and Biliran registered the strongest PPP at PhP 0.82, while Samar posted the weakest at PPP 0.77.