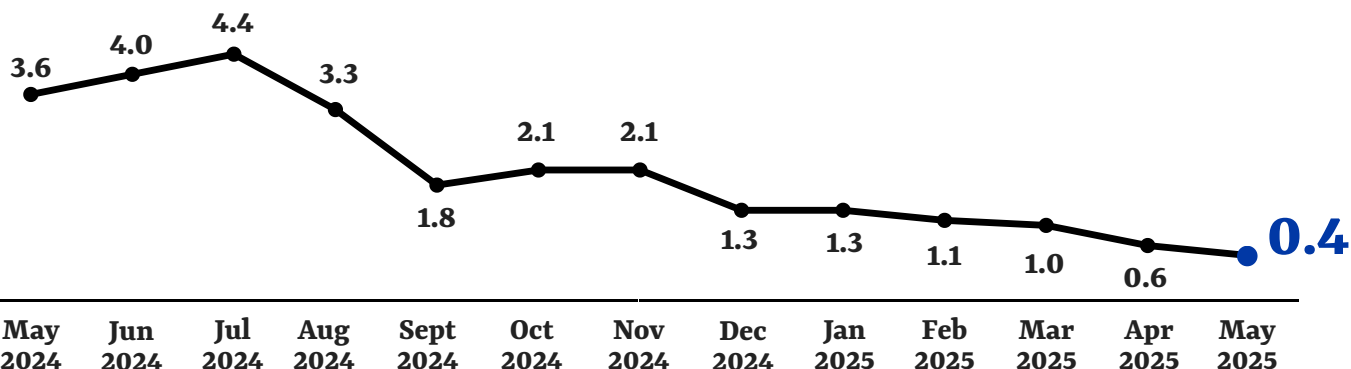


# MAY 2025 PRICE STATISTICS EASTERN VISAYAS, YEAR-ON-YEAR (FOR ALL INCOME, 2018 - Base Year)















Reference No. IG-202506-0800-19

Date of Release: 10 June 2025

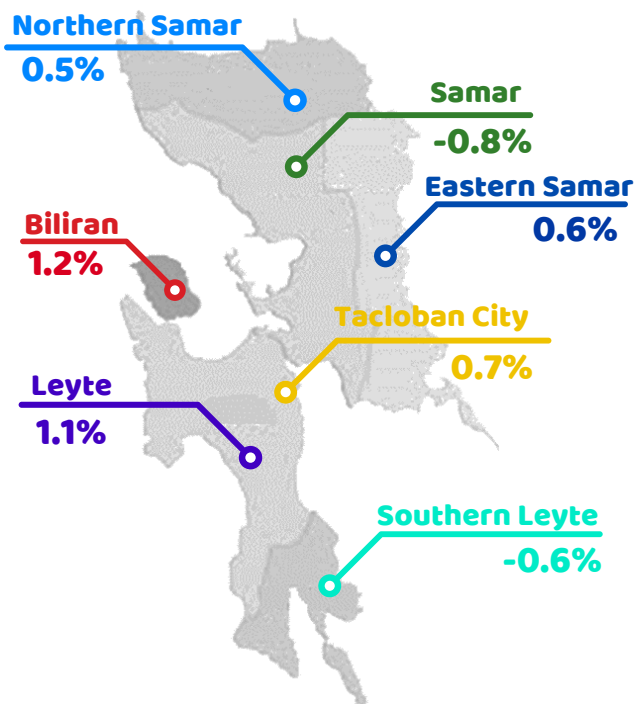
**Inflation Rate in Eastern Visayas slows down further to 0.4% in May 2025**



## INFLATION RATE (IR) BY COMMODITY GROUP

Commodity Group	Apr 2025	May 2025
 All Items	0.6%	0.4%
 Food & Non-Alcoholic Beverages	-0.5%	-0.7%
 Alcoholic Beverages and Tobacco	3.7%	3.6%
 Clothing and Footwear	0.8%	0.7%
 Housing, Water, Electricity, Gas & Other Fuels	3.5%	3.4%
 Furnishings, Household Equipment & Routine Household Maintenance	1.2%	1.2%
 Health	1.7%	2.1%
 Transport	-2.4%	-2.8%
 Information & Communication	0.3%	0.2%
 Recreation, Sport & Culture	1.6%	1.8%
 Education Services	8.2%	8.2%
 Restaurants & Accommodation Services	0.9%	0.8%
 Financial Services	0.0%	0.0%
 Personal Care, & Miscellaneous Goods & Services	1.6%	1.6%

## BILIRAN posts highest inflation rate in EV



## PURCHASING POWER OF PESO (PPP)



PPP in EV was recorded at PhP 0.80. This means that a peso in 2018 was only worth 80 centavos in May 2025.

Southern Leyte registered the strongest PPP at PhP 0.82, while Samar posted the weakest at PPP 0.78.