



SPECIAL RELEASE

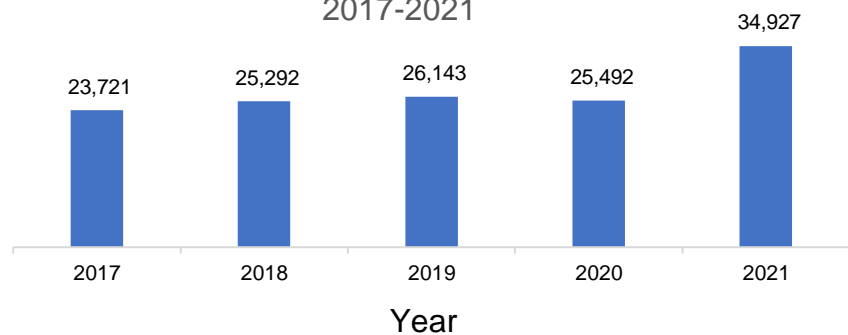
REGISTERED DEATHS IN EASTERN VISAYAS: 2021

Date of Release: 11 July 2023
Reference No.: SR-202307-0800-21

An average of 95 Deaths registered per Day

In 2021, a total of 34,927 deaths were registered in Eastern Visayas, an increase of 37.0 percent from 25,492 in 2020. This corresponds to an average of 95 deaths per day, which translates to 4 deaths per hour or 1 death every 15 minutes.

Figure 1. Number of Registered by Deaths Usual Residence in Eastern Visayas: 2017-2021

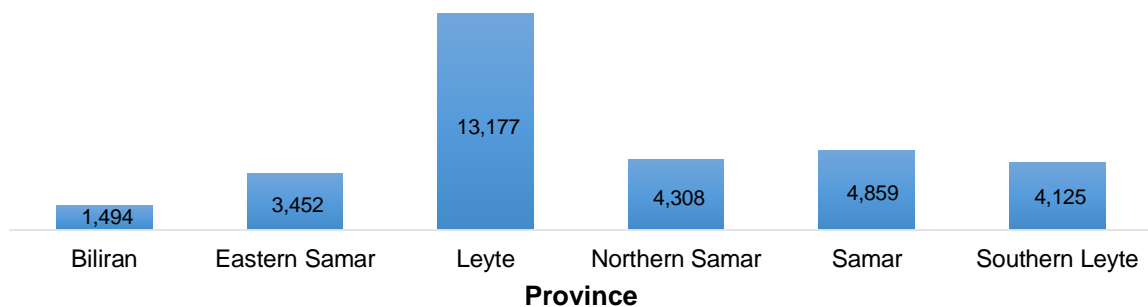


Source: Philippine Statistics Authority, Civil Registration Service, Vital Statistics Division

Highest number of deaths reported in Leyte Province

The highest number of registered deaths by usual residence occurred in Leyte Province with 13,177 (37.9% share), followed by Samar Province with 4,859 (14.0% share), and Northern Samar Province with 4,308 (12.4% share). The Province of Biliran registered the least number of deaths in 2021 with 1,494 deaths.

Figure 2. Number of Deaths by Place of Occurrence and by Province in Eastern Visayas: 2021



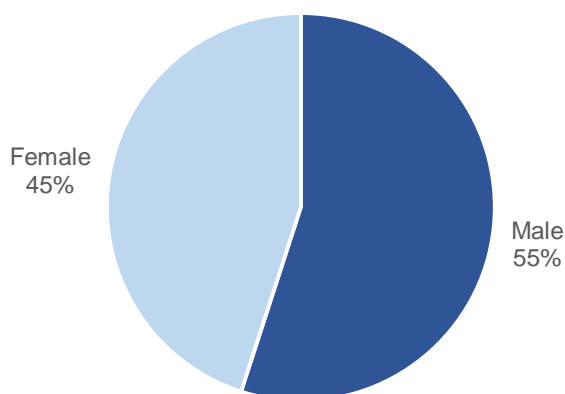
Source: Philippine Statistics Authority, Civil Registration Service, Vital Statistics Division



More male deaths than female deaths recorded

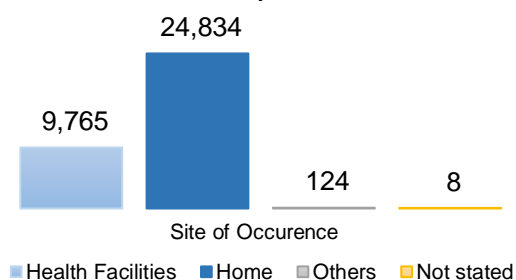
In Eastern Visayas, the number of male deaths (19,098 or 55.00% share) was higher than female deaths (15,633 or 45.00% share). This is equivalent to a sex ratio of 122 which indicates that there were about 122 male deaths per 100 female deaths. Moreover, sex ratio of over a hundred means that more male deaths were registered compared with their female counterparts.

Figure 3. Percent Distribution of Deaths by Sex, Eastern Visayas: 2021



Source: Philippines Statistics Authority, Civil Registration Service, Vital Statistics Division

Figure 4. Percent Distribution of Deaths by Site of Occurrence, Eastern Visayas: 2021



Source: Philippines Statistics Authority, Civil Registration Service, Vital Statistics Division

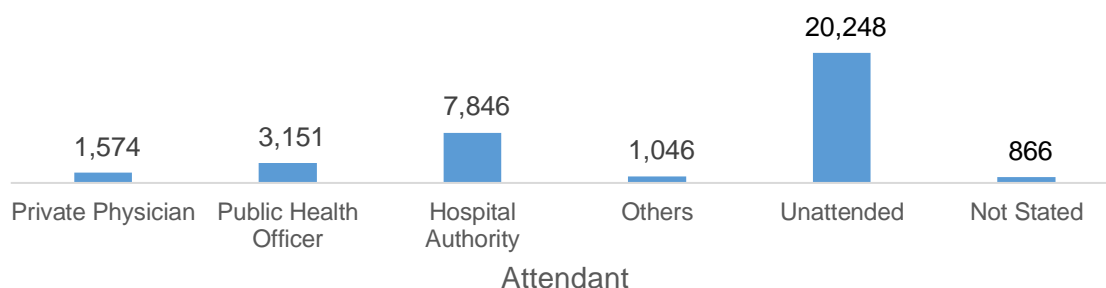
More registered deaths occurred at home than in health facilities

In 2021, 24,834 or 71.5 percent occurred at home while 9,765 or 28.1 percent died in any health facilities. Some (0.4% share) died in places other than home or health facilities, such as in streets, public places, onboard a vehicle, airplane, or vessel while in transit among others.

Six out of ten deaths were unattended

In 2021, out of the 34,731 registered deaths, 58.3 percent (20,248) were unattended, while the remaining 39.7 percent (13,801) were attended. Attendant refers to private physician, public health officer, hospital authority, or any other allied health care provider who provided medical attendance to the deceased at the time of death.

Figure 5. Number of Registered Deaths by Attendant, Eastern Visayas: 2021

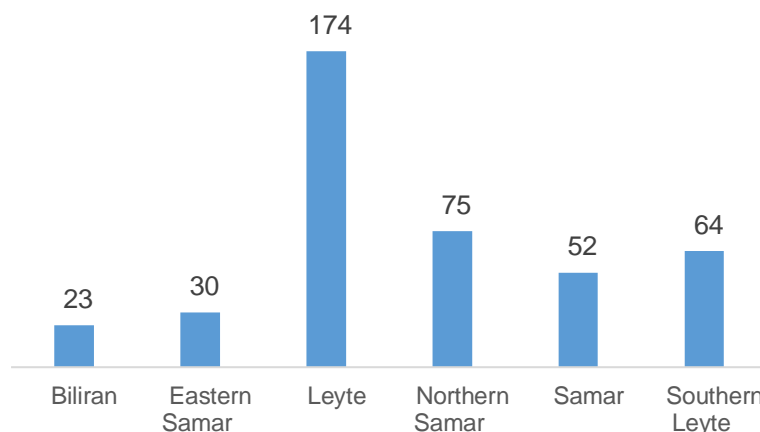


Source: Philippines Statistics Authority, Civil Registration Service, Vital Statistics Division

Highest number of infant deaths recorded in Leyte

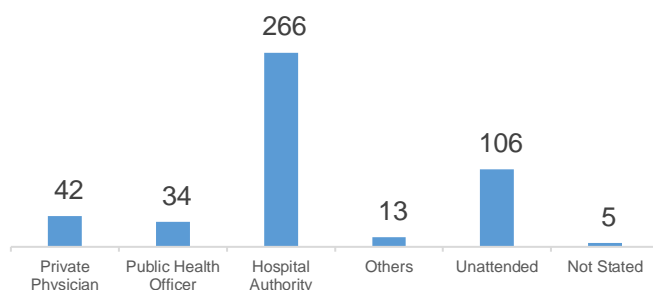
Infant deaths are deaths that occurred before the child reaches the age of 1. In Eastern Visayas, 418 infant deaths were registered in 2021. The three provinces with the highest number of infant deaths recorded were Leyte (174 or 41.6%), Northern Samar (75 or 17.9%), and Southern Leyte (64 or 15.3%). Biliran has the least number of recorded infant deaths at 23 or 5.5 percent.

Figure 6. Number of Registered Infant Deaths by Place of Occurrence, Eastern Visayas: 2021



Source: Philippines Statistics Authority, Civil Registration Service, Vital Statistics Division

Figure 7. Number of Registered Infant Deaths by Attendant, Eastern Visayas: 2021



Source: Philippines Statistics Authority, Civil Registration Service, Vital Statistics Division

Six out of ten infant deaths were attended by hospital authority

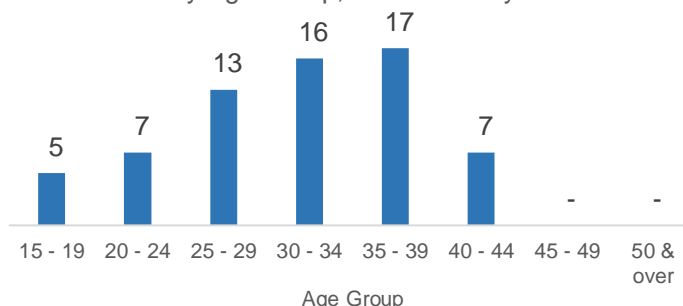
In Eastern Visayas, 266 of 466 or 57.1 percent of infant deaths were attended by hospital authority but 106 or 22.7 percent of infant deaths were unattended. One in ten infant deaths was attended by private physician, while 34 or 7.3 percent of infant deaths were attended by public health officer.

High number of maternal deaths occurred in age groups 30-34 and 35-39

A maternal death is defined by the World Health Organization as, “the death of a woman while pregnant or within 42 days of termination of pregnancy, irrespective of the duration and the site of pregnancy, from any cause related to, or aggravated by the pregnancy or its management, but not from accidental or incidental cause.”

In 2021, a total of 65 women in Eastern Visayas were identified of having died of maternal causes. Sixteen or 24.6 percent of maternal deaths were recorded at age group 30-34 years old while 17 out of 56 or 26.2 percent were recorded at age group 35-39 years old. Around 8.0 percent of maternal deaths occurred at age group 15-19 years old.

Figure 8. Number of Registered Maternal Deaths by Age Group, Eastern Visayas: 2021



Source: Philippines Statistics Authority, Civil Registration Service, Vital Statistics Division

Table 1. Total number of registered deaths by usual residence by year, Eastern Visayas: 2017-2021

REGION/PROVINCE	2017	2018	2019	2020	2021
EASTERN VISAYAS	23,721	25,292	26,143	25,492	34,927
Biliran	1,150	1,123	1,178	1,128	1,592
Eastern Samar	1,891	2,074	2,377	2,497	3,683
Leyte	9,788	10,610	10,943	10,254	14,166
Northern Samar	3,123	3,302	3,311	3,444	4,417
Samar	3,401	3,709	4,078	3,929	5,157
Southern Leyte	3,136	3,152	2,874	3,012	4,242
Tacloban City	1,232	1,322	1,382	1,228	1,670

Source: Philippine Statistics Authority

Table 2. Total number of registered deaths by usual residence, Eastern Visayas: 2021

REGION/PROVINCE	2021
EASTERN VISAYAS	34,927
Biliran	1,592
Eastern Samar	3,683
Leyte	14,166
Northern Samar	4,417
Samar	5,157
Southern Leyte	4,242
Tacloban City	1,670

Source: Philippine Statistics Authority

Table 3. Number of registered deaths by usual residence, by site of occurrence, Eastern Visayas: 2021

Place of Occurrence	Site of Occurrence				
	Total	Health Facilities	Home	Others	Not stated
REGION VIII (EASTERN VISAYAS)	34,731	9,765	24,834	124	8
Biliran	1,494	466	1,020	8	-
Eastern Samar	3,452	832	2,617	3	-
Leyte	13,177	2,459	10,647	70	1
Northern Samar	4,308	1,252	3,052	4	-
Samar	4,859	1,223	3,617	13	6
Southern Leyte	4,125	955	3,145	24	1
City of Tacloban	3,316	2,578	736	2	-

Source: Philippine Statistics Authority

Table 4. Number of registered deaths by usual residence, by attendant, Eastern Visayas: 2021

Usual Residence (Region/Province/HUC)	Total	Attended				Unattended	Not Stated
		Private Physician	Public Health Officer	Hospital Authority	Others		
EASTERN VISAYAS	34,927	1,593	3,159	7,996	1,053	20,258	868
Biliran	1,592	46	167	445	10	810	114
Eastern Samar	3,683	166	106	870	19	2,517	5
Leyte	14,166	764	974	2,679	202	9,246	301
Northern Samar	4,417	103	1,225	1,212	4	1,774	99
Samar	5,157	88	333	1,304	798	2,367	267
Southern Leyte	4,242	285	346	758	16	2,759	78
City of Tacloban	1,670	141	8	728	4	785	4

Source: Philippine Statistics Authority

Table 5. Number of registered infant deaths by place of occurrence, Eastern Visayas: 2021

Place of Occurrence	Usual Residence		
	Total	Same as place of occurrence	Other
REGION VIII (EASTERN VISAYAS)	418	418	-
Biliran	23	23	-
Eastern Samar	30	30	-
Leyte	174	174	-
Northern Samar	75	75	-
Samar	52	52	-
Southern Leyte	64	64	-

Source: Philippine Statistics Authority

Table 6. Number of registered infant deaths by attendant, Eastern Visayas: 2021

Usual Residence (Region/Province/HUC)	Total	Attended				Unattended	Not Stated
		Private Physician	Public Health Officer	Hospital Authority	Others		
EASTERN VISAYAS	466	42	34	266	13	106	5
Biliran	25	2	3	16	-	4	-
Eastern Samar	35	2	3	19	-	11	-
Leyte	209	24	8	111	8	55	3
Northern Samar	78	1	12	51	-	14	-
Samar	56	1	3	32	5	13	2
Southern Leyte	63	12	5	37	-	9	-

Source: Philippine Statistics Authority

Table 7. Number of registered maternal deaths by age group, Eastern Visayas: 2021


Usual Residence (Region/Province/HUC)	Total	Age Group								
		Under 15	15 - 19	20 - 24	25 - 29	30 - 34	35 - 39	40 - 44	45 - 49	50 & over
EASTERN VISAYAS	65	-	5	7	13	16	17	7	-	-
Biliran	2	-	-	-	1	-	1	-	-	-
Eastern Samar	7	-	1	1	1	1	2	1	-	-
Leyte	22	-	1	2	2	6	9	2	-	-
Northern Samar	12	-	2	2	4	1	2	1	-	-
Samar	14	-	1	1	2	5	2	3	-	-
Southern Leyte	8	-	-	1	3	3	1	-	-	-

Source: Philippine Statistics Authority

Explanatory Notes

Data on deaths presented in this release were obtained from the Certificates of Death (Municipal Form No.103) that were registered at the Office of the City/Municipal Civil Registrars all throughout the country and forwarded to the Philippine Statistics Authority. Information presented includes registered deaths which occurred from January to December 2021. Figures presented are not adjusted for under-registration.

Approved by:



WILMA A. PERANTE
Regional Director