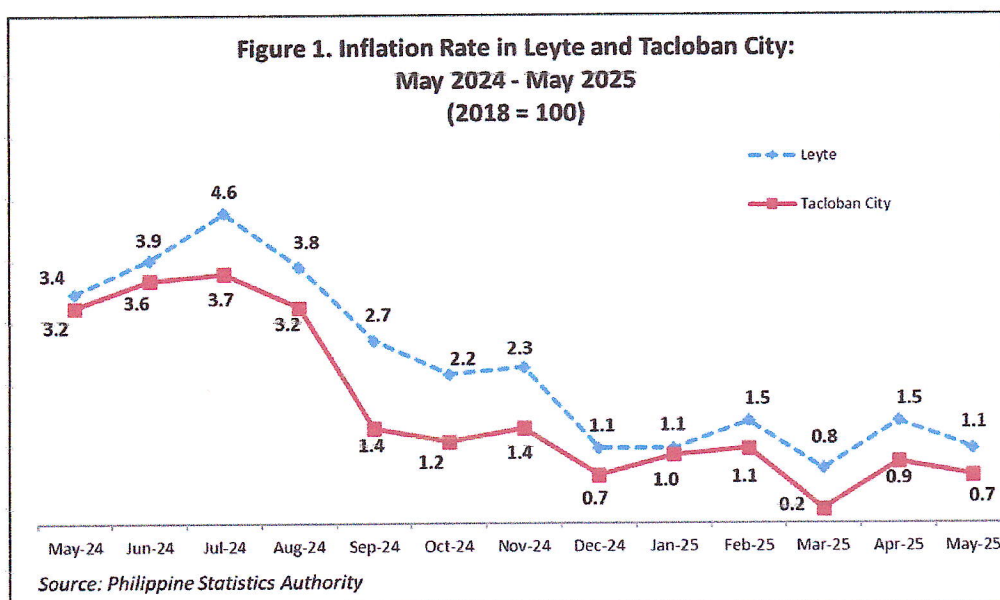


PRESS RELEASE

Date of Release: 16 June 2025
 Reference No. 25PR0837-032

Tacloban City's inflation rate decelerates to 0.7 percent in May 2025



Tacloban City's inflation rate declined to 0.7 percent in May 2025, down from 0.9 percent in April 2025. In comparison, the rate in the same month last year was higher at 3.2 percent. Likewise, Leyte recorded a decrease in its inflation rate in May 2025 at 1.1 percent, down from 1.5 percent in April 2025. Among the provinces and the highly urbanized city (HUC) in the region, only Eastern Samar, Northern Samar, and Biliran recorded increases in their respective inflation rates for May 2025.

Main Drivers Contributing to the Downward Trend of Tacloban City's Inflation

The following commodity groups emerged as the main drivers to the downward trend in the May 2025 inflation rate of Tacloban City:

- Alcoholic beverages and tobacco recorded an inflation rate of 2.2 percent, down from 2.6 percent in the previous month. This was driven by the slower rate of increase of beer, tobacco, and non-food commodities;
- Housing, water, electricity, gas and other fuels registered an inflation rate of 1.7 percent, down from 3.2 percent in the previous month. This was caused by the slower rate of increase in the prices of security equipment and materials for the maintenance and repair of the dwelling, electricity, and gas;
- Health posted an inflation rate of 0.3 percent, down from 0.4 percent in the previous month. This was attributed to the slower rate of increase in the prices of medicines and medical products; and
- Recreation, sport and culture recorded an inflation rate of 4.0 percent, down from 4.2 percent in the previous month. This was driven by the slower rate of increase in the prices of stationery and drawing materials, as well as the faster rate of decrease in the prices of games, toys and hobbies.

In contrast, two (2) commodity groups recorded increases in their respective inflation rates for the month of May 2025. Food and non-alcoholic beverages posted an inflation of 0.9 percent, up from 0.8 percent in the previous month. This was driven by the faster rate of increase in the prices of meat and other parts of slaughtered land animals; fish and other seafood; milk, other dairy products and eggs; fruits and nuts; and fruit and vegetable juices, as well as the slower rate

of decrease in the prices of water. In addition, furnishings, household equipment and routine household maintenance recorded an inflation rate of 0.1 percent, up from zero percent in the previous month. This was caused by the faster rate of increase in the prices of non-durable household goods, as well as the increase in the prices of small household appliances.

Meanwhile, the other six (6) commodity groups maintained their inflation rates from their previous months' rate:

- a. Education services at 6.3 percent;
- b. Personal care, and miscellaneous goods and services at 1.4 percent;
- c. Clothing and footwear at zero percent;
- d. Information and communication at zero percent;
- e. Restaurants and accommodation services at zero percent; and
- f. Financial services at zero percent.

Furthermore, transport maintained a deflation of -2.8 percent in May 2025.

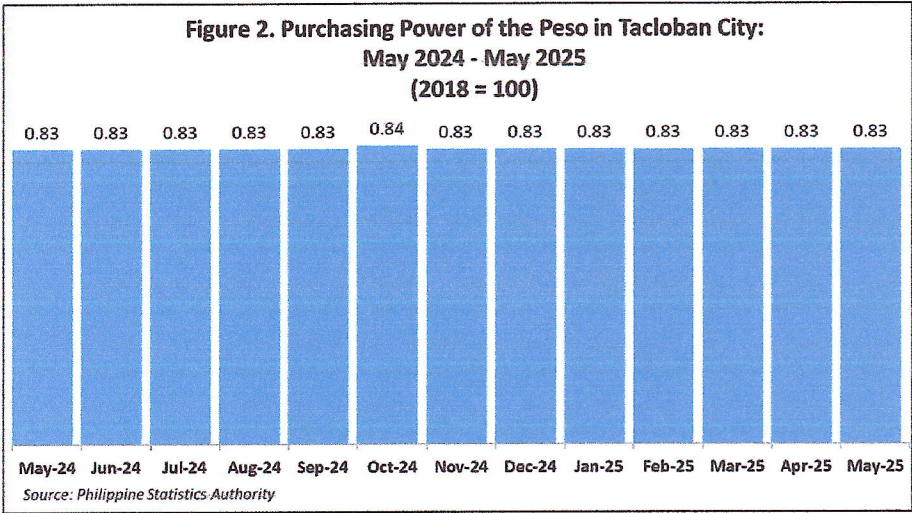
Top Three Commodity Groups Contributing to the Downward Trend of Tacloban City's Inflation

The top three commodity groups contributing to the trend of May 2025 inflation of Tacloban City were the following:


- a. Housing, water, electricity, gas and other fuels with 96.5 percent share;
- b. Alcoholic beverages and tobacco with 2.1 percent share; and
- c. Health with 0.8 percent share.

The inflation rate is the general rise in prices over a period. It indicates how fast or how slow price changes over two-time periods. Contrary to common knowledge, low inflation does not necessarily connote that prices are falling instead; it means that prices continue to increase at a slower rate. It is a derived indicator of the Consumer Price Index (CPI).

The CPI is a measure of change in the average retail prices of goods and services commonly purchased by a particular group of people in a specific area. The overall CPI in Tacloban City for May 2025 was 120.6.. This implies that the average retail price of goods and services in Tacloban City is 20.6 percent higher than the average retail prices in 2018 (base year).



The Purchasing Power of Peso (PPP) in Tacloban City retained at 83 centavos in May 2025. Likewise, the PPP in Leyte retained at 80 centavos during the reference month. The 83 centavos purchasing power of peso in Tacloban City indicates that the same basket of goods and services worth 83 pesos in 2018 (base year) is worth 100 pesos during the reference period.//


BERNADETTE R. MONTANA
(Supervising Statistical Specialist)
Officer-in-charge