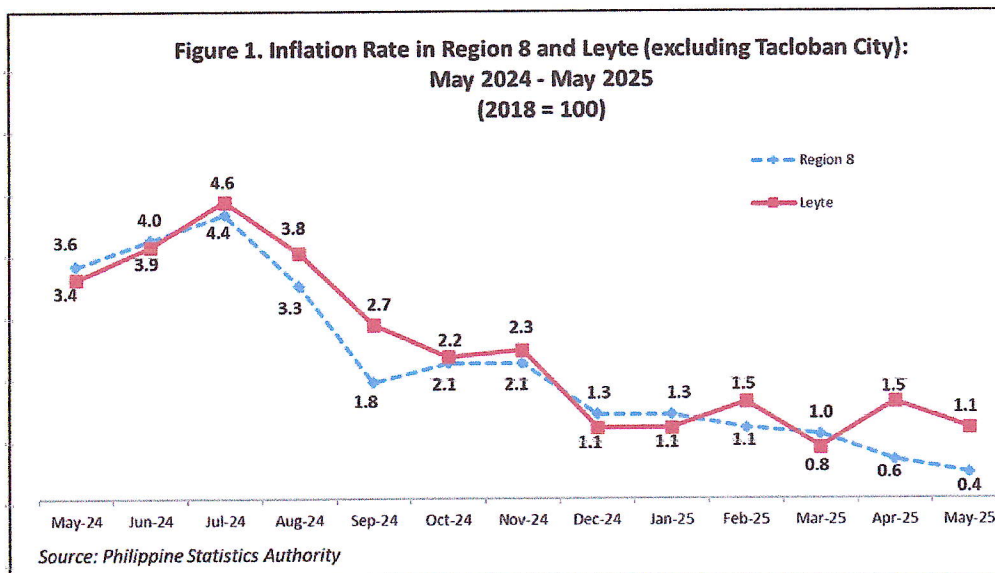


# PRESS RELEASE

**Date of Release: 16 June 2025**  
 Reference No. 25PR0837-031

## Leyte's inflation rate slows down to 1.1 percent in May 2025



Leyte's inflation rate slowed to 1.1 percent in May 2025, down from 1.5 percent in April 2025. In comparison, the rate in the same month last year was higher at 3.4 percent. Likewise, the region's inflation rate slowed to 0.4 percent in May 2025 from 0.6 percent in April 2025. Among the provinces and the highly urbanized city (HUC) in the region, only Eastern Samar, Northern Samar, and Biliran recorded increases in their respective inflation rates for May 2025.

### Main Drivers Contributing to the Downward Trend of Leyte's Inflation

The following commodity groups emerged as the main drivers to the downward trend in the May 2025 inflation rate of Leyte:

- Food and non-alcoholic beverages recorded an inflation rate of 1.0 percent, down from 1.3 percent in the previous month. The main contributors to this downward trend were the slower rate of increases in the prices of meat and other parts of slaughtered land animals; vegetables, tubers, plantains, cooking bananas and pulses; and fruits and nuts, as well as the faster rate of decrease in the prices of cereals and cereal products;
- Housing, water, electricity, gas and other fuels posted an inflation rate of 3.6 percent, down from 5.0 percent in the previous month. This decrease was attributed to the slower rate of increase in the prices of electricity;
- Furnishings, household equipment and routine household maintenance registered an inflation rate of 1.3 percent, down from 1.4 percent in the previous month. This was driven by the slower rate of increase in the prices of motorized tools and equipment;
- Health posted an inflation rate of 0.7 percent, down from 1.3 percent in the previous month. This was caused by the slower rate of increase in the prices of medicines and outpatient dental services, as well as the decrease in the prices of medical products;
- Personal care, and miscellaneous goods and services recorded an inflation rate of 1.5 percent, down from 1.8 percent in the previous month. This decrease was attributed to the slower rate of increase in the prices of other appliances, articles and products for personal care; hairdressing salons and personal grooming establishments; and other services; and
- Transport posted a deflation rate of -4.2 percent, down from a deflation rate of -4.0 percent in the previous month. This was driven by the faster rate of decrease in the prices of fuels



and lubricants for personal transport equipment and passenger transport by air.

On the other hand, the following commodity groups maintained their inflation rates from their previous month's rate:

- a. Education services at 12.6 percent
- b. Alcoholic beverages and tobacco at 1.3 percent;
- c. Recreation, sport and culture at 1.1 percent;
- d. Restaurants and accommodation services at 0.2 percent;
- e. Information and communication at 0.1 percent; and
- f. Financial services at zero percent.

Furthermore, clothing and footwear maintained a deflation of -0.2 percent in May 2025.

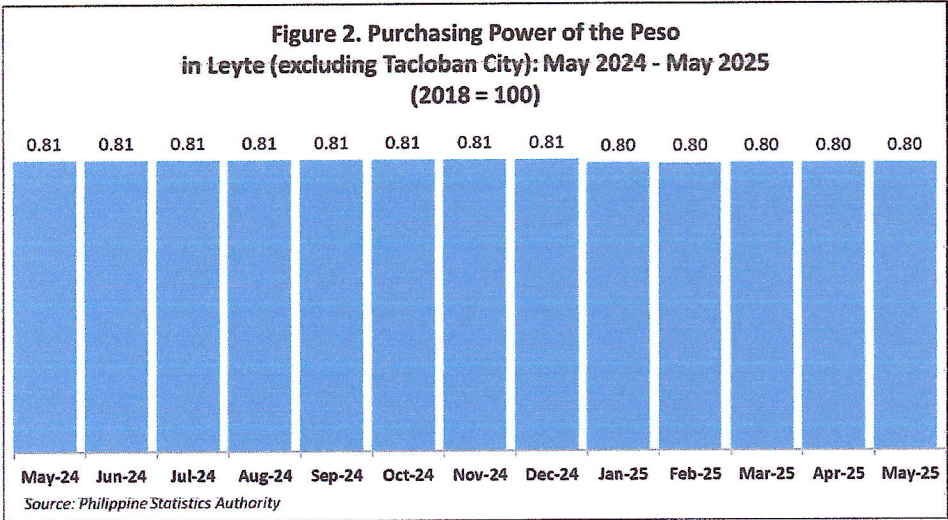
Top Three Commodity Groups Contributing to the Downward Trend of Leyte's Inflation

The top three commodity groups contributing to the trend of May 2025 inflation of Leyte were the following:


- a. Housing, water, electricity, gas and other fuels with 57.4 percent share;
- b. Food and non-alcoholic beverages with 30.8 percent share; and
- c. Health with 4.3 percent share.

The inflation rate is the general rise in prices over a period. It indicates how fast or how slow price changes over two-time periods. Contrary to common knowledge, low inflation does not necessarily connote that prices are falling instead; it means that prices continue to increase at a slower rate. It is a derived indicator of the Consumer Price Index (CPI).

The CPI is a measure of change in the average retail prices of goods and services commonly purchased by a particular group of people in a specific area. The overall CPI in Leyte for May 2025 was 124.3. This implies that the average retail price of goods and services in Leyte is 24.3 percent higher than the average retail prices in 2018 (base year).



The Purchasing Power of Peso (PPP) in Leyte remained at 80 centavos in May 2025. Likewise, the PPP in the region maintained at 80 centavos in May 2025. The 80 centavos purchasing power of peso in Leyte indicates that the same basket of goods and services worth 80 pesos in 2018 (base year) is worth 100 pesos during the reference period.//

  
**BERNADETTE R. MONTANA**  
(Supervising Statistical Specialist)  
Officer-in-charge