

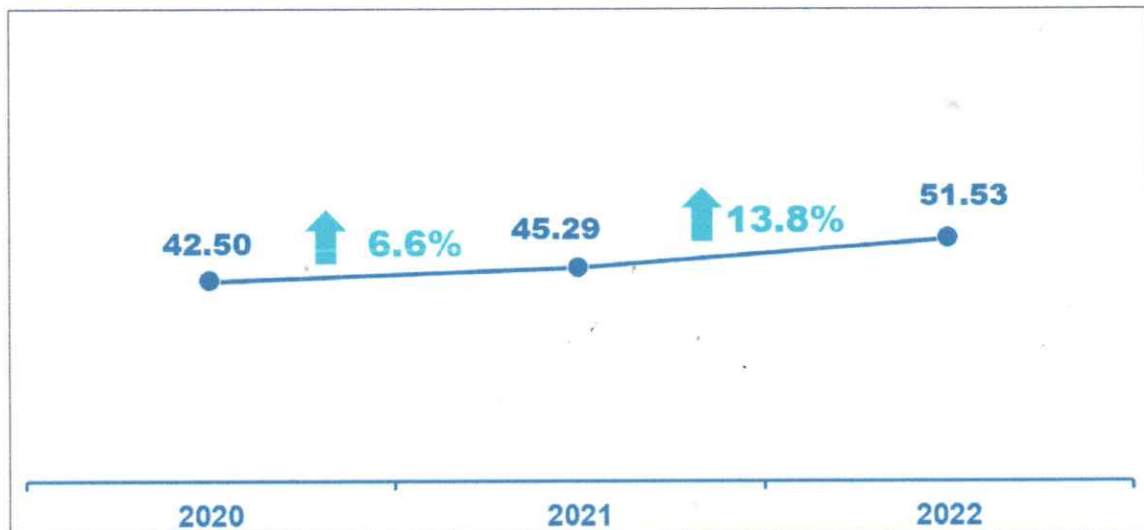
# SPECIAL RELEASE

## City of Tacloban Posts 13.8 Percent Economic Growth in 2022, the Fastest in Eastern Visayas

Date of Release: 11 December 2023  
Reference No. 202312-0800-33

The City of Tacloban posted a 13.8 percent economic growth in 2022, higher than the 6.6 percent growth registered in the previous year. Its total value of goods and services, as measured by the Gross Domestic Product (GDP), reached PhP 51.53 billion in 2022, from PhP 45.29 billion in 2021. (Figure 1)

Figure 1. Annual GDP of the City of Tacloban, 2020 to 2022  
Levels (in Billion PhP) and Growth Rates (in Percent)  
at Constant 2018 Prices



Source: Philippine Statistics Authority



Among the three major industries, Services and Industry expanded by 14.8 percent and 11.8 percent, respectively. Meanwhile, Agriculture, forestry and fishing contracted by 5.2 percent. In terms of the 16 industries fastest growths were recorded in Accommodation and food service activities, with 59.1 percent, Transportation and storage with 39.9 percent, and Construction with 21.8 percent. (Table 1)

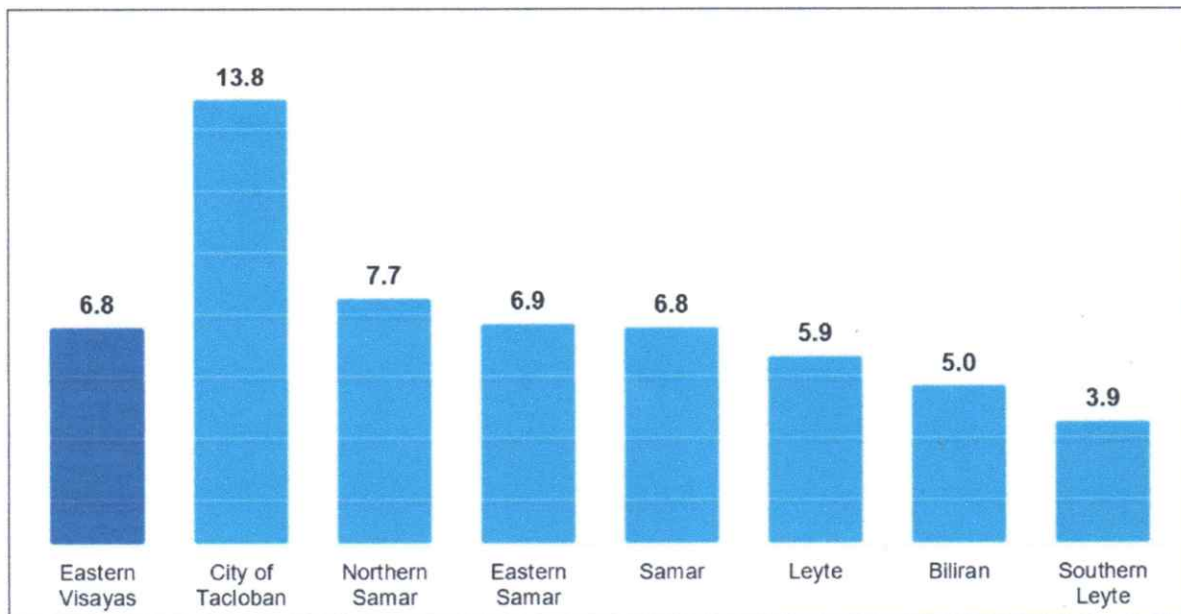
Table 1. Annual GDP of the City of Tacloban by Industry, 2020 to 2022  
Growth Rates (in Percent), at Constant 2018 Prices

<b>Industries</b>	<b>2020 - 2021</b>	<b>2021 - 2022</b>
<b>Agriculture, forestry, and fishing</b>	<b>-2.9</b>	<b>-5.2</b>
<b>Industry</b>	<b>1.8</b>	<b>11.8</b>
01. Mining and quarrying	10.5	5.5
02. Manufacturing	6.6	3.8
03. Electricity, steam, water and waste management	-0.6	6.0
04. Construction	0.9	21.8
<b>Services</b>	<b>8.3</b>	<b>14.8</b>
01. Wholesale and retail trade; repair of motor vehicles and motorcycles	7.1	11.9
02. Transportation and storage	15.1	39.9
03. Accommodation and food service activities	28.0	59.1
04. Information and communication	5.7	12.1
05. Financial and insurance activities	5.4	17.6
06. Real estate and ownership of dwellings	2.0	4.9
07. Professional and business services	9.8	10.0
08. Public administration and defense; compulsory social activities	9.1	3.1
09. Education	9.9	8.9
10. Human health and social work activities	29.6	2.9
11. Other services	7.3	19.3
<b>Gross Domestic Product of the City of Tacloban</b>	<b>6.6</b>	<b>13.8</b>

Source: Philippine Statistics Authority

Moreover, the City of Tacloban registered the fastest growing economy in the region in 2022. The provinces of Northern Samar and Eastern Samar followed with 7.7 percent and 6.9 percent, respectively. (Figure 2)

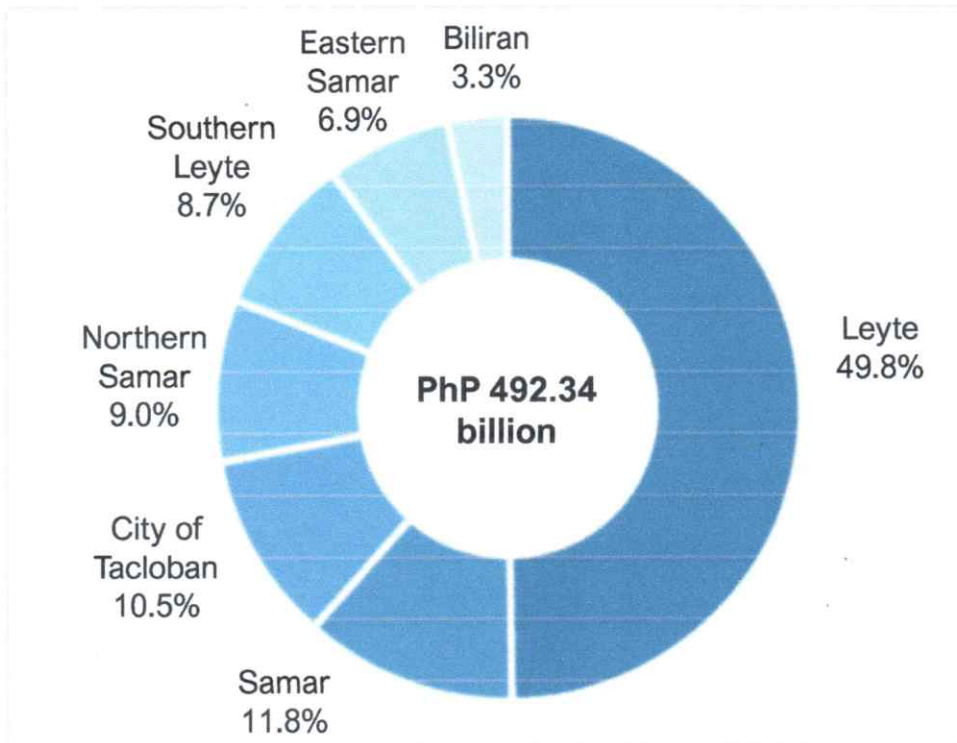
Figure 2. Annual GDP of Eastern Visayas by Province and HUC, 2021 to 2022 Growth Rates (in Percent), at Constant 2018 Prices



Source: Philippine Statistics Authority

Leyte remained the biggest economy estimated at PhP 245.42 billion or 49.8 percent of the region's GDP in 2022. The province of Samar and City of Tacloban followed with shares of 11.8 percent and 10.5 percent, respectively. (Figure 3)

Figure 3. Percentage Share of Province and HUC to 2022 GDP of Eastern Visayas at Constant 2018 Prices



*Note: Details may not add up to total due to rounding.  
Source: Philippine Statistics Authority*

The Philippine Statistics Authority (PSA) established through Republic Act No. 10625, otherwise known as the Philippine Statistical Act of 2013, is tasked, among others, to compile and maintain macroeconomic accounts and indicators, at the national and subnational level.

The Provincial Product Accounts or PPA has been the mechanism of the PSA to compile the annual estimates of Gross Domestic Product by province/Highly Urbanized City (HUC), consistent with the National and Regional Accounts of the Philippines. In 2023, all provinces and HUC of Eastern Visayas continue to implement the PPA since its inception in 2022, together with other pilot regions. As of 2023, there are a total of 82 provinces and 17 HUCs compiling the PPA.

Full data series, charts, and data visuals of PPA Eastern Visayas can be accessed at the PPA landing page of the PSA ([psa.gov.ph/statistics/ppa](https://psa.gov.ph/statistics/ppa)), and the PSA regional website ([rss08.psa.gov.ph/ppa](https://rss08.psa.gov.ph/ppa)).

  
**WILMA A. PERANTE**  
Regional Director