

OCTOBER 2024 FOREIGN TRADE STATISTICS EASTERN VISAYAS (PRELIMINARY)


Reference No. IG- 202502-0800-07

Date of Release: 25 February 2025

Eastern Visayas posts **\$39.46M** Trade Deficit in October 2024

The balance of trade in goods (BoT-G) in October 2024 was recorded at USD -39.46 million, indicating a trade deficit which narrowed by 74.0 percent from USD -151.64 million BoT-G in October 2023.

\$-39.46M
BALANCE OF TRADE
IN GOODS
(Export - Import)



\$475.19M
TOTAL TRADE
(Export + Import)

The region's total trade in goods in October 2024 was posted at USD 475.19 million indicating a decrease of 8.5 percent from USD 519.20 million total trade in October 2023

TOP COMMODITIES

EXPORT



\$150.10M
Cathodes and
Sections of
Cathodes



\$40.35M
Copper
Concentrates

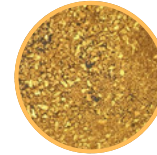


\$18.83M
Other
Coconut
(copra) Oil


IMPORT



\$155.51M
Copper
Concentrates



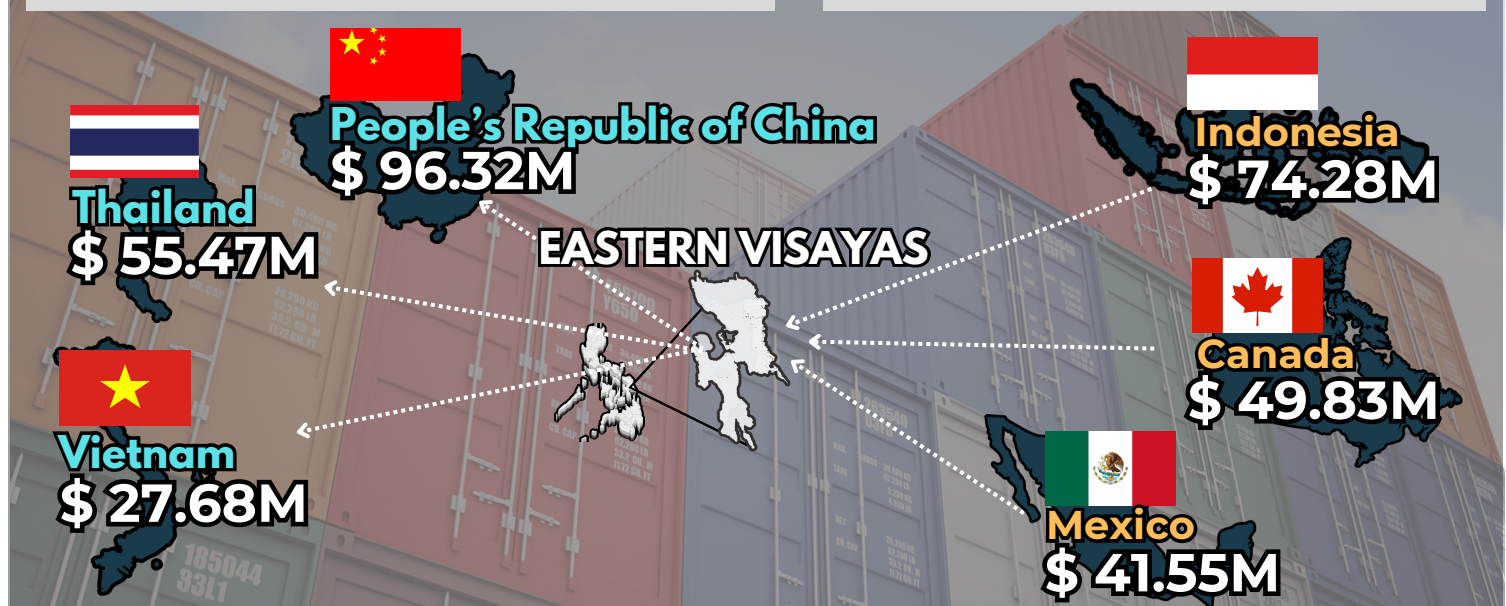
\$50.95M
Concentrates
of Gold



\$16.10M
Other Natural
Calcium
Phosphates

TOP EXPORT DESTINATIONS

TOP IMPORT SUPPLIERS



Notes:

1. Export and Import Trade Statistics are compiled from copies of export and import documents submitted to the Bureau of Customs (BOC) by exporters and importers or their authorized representatives as required by law.
2. All documents (hard copies and e-files) received before the cut-off date (every 25th day of the month) are compiled, processed and generated in monthly statistical tables for the preparation of Press Release. All documents received after the cut-off date, however, are processed and included in the generation of the revised monthly statistical tables.

Source: Philippine Statistics Authority



2/F Gaisano Capital Real,
Real St., Barangay 52,
Tacloban City



(053) 839-1884
(053) 889-0069
0998-564-8556



rso08@psa.gov.ph
rso08sodc@psa.gov.ph



PSA Region VIII
Eastern Visayas



rso08.psa.gov.ph