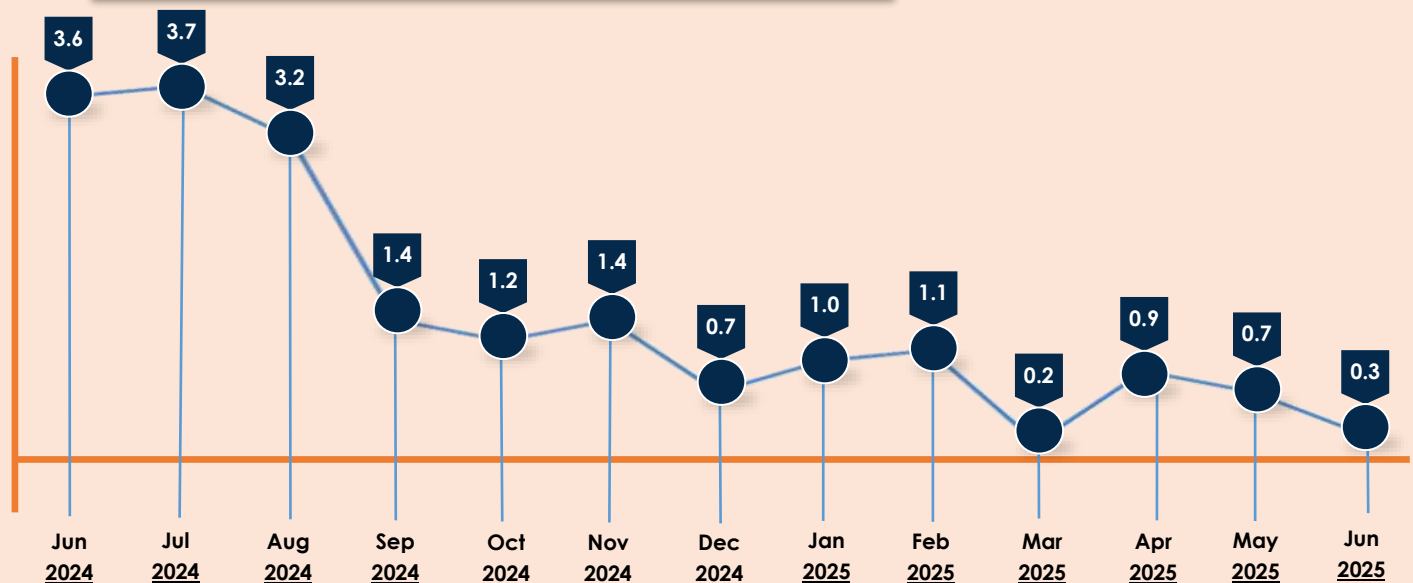


JUNE 2025 PRICE STATISTICS

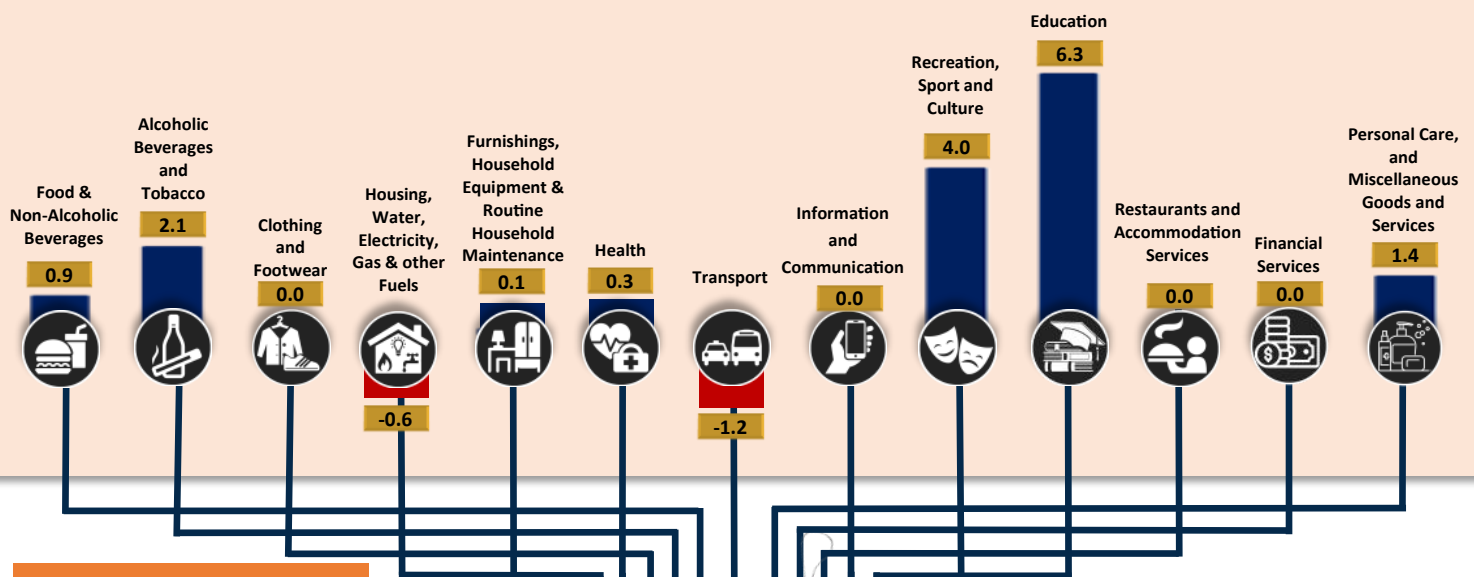
Reference No.: 25IG0837-033

Date Released: 08 July 2025

Average Monthly Inflation Rate in Tacloban City (in percent)



Average Inflation Rate in Tacloban City By Commodity Group (June 2025)



Technical Definition

CONSUMER PRICE INDEX—an indicator of the change in the average prices of a fixed basket of goods and services commonly purchased by households relative to a base year.


INFLATION RATE - the annual rate of change or the year-on-year changes in CPI. It indicates how fast or how slow price changes over two time periods (year-on-year). Contrary to common knowledge, low inflation does not necessarily connote that prices of commodities are falling. It means that prices continue to increase but at a slower rate.

PURCHASING POWER OF PESO (PPP) - gives an indication of the real value of peso (how much it is worth) in a given period relative to its value in the based period. It is computed as the reciprocal of the CPI multiplied by 100.

Date Source: Philippines Statistics Authority

Purchasing Power of Peso

May 2025



June 2025



ALL ITEMS