



Reference No. 25IG0837-013


Date of Release: April 7, 2025

## FISHERIES STATISTICS 4<sup>TH</sup> QUARTER 2024









### TOTAL VOLUME OF PRODUCTION

**4th Quarter  
2023**  
4,483.66  
metric tons

**4th Quarter  
2024**  
5,471.51  
metric tons

 **22.03%**

### VOLUME OF PRODUCTION BY SUB-SECTOR

COMMERCIAL	INLAND MUNICIPAL	MARINE MUNICIPAL	AQUACULTURE
<b>4th Quarter 2023</b>			
226.08 metric tons	56.41 metric tons	2,473.53 metric tons	1,727.64 metric tons
<b>4th Quarter 2024</b>			
611.40 metric tons	84.39 metric tons	3,687.84 metric tons	1,087.88 metric tons
 <b>170.44%</b> or 385.32 metric tons increase of production	 <b>49.60%</b> or 29.78 metric tons increase of production	 <b>49.09%</b> or 1,214.31 metric tons increase of production	 <b>-37.03%</b> or 639.76 metric tons decrease of production
			



2nd and 3rd Floors, JT Commercial Complex  
Brgy. 74, Lower Nula Tula, Tacloban City.



[rss008.psa.gov.ph/leyte](https://rss008.psa.gov.ph/leyte)



053-830-8299



[leyte@psa.gov.ph](mailto:leyte@psa.gov.ph)



[facebook.com/statleyte](https://facebook.com/statleyte)