



# PSA LEYTE

The Official Quarterly Newsletter of PSA Leyte

Ref. No. 19OR0837-01

October-December 2018

## PSA Leyte gears up for 29th National Statistics Month



Poster Making Contest

Seminar on PREXC, Philippine Development Plan, Ambisyon Natin 2040, SDGs and Statistical Survey Review Clearance

Provincial Statistics Quiz

In observance to the 29th National Statistics Month (NSM), the Philippine Statistics Authority (PSA) - Leyte Provincial Statistical Office showed its vigor and enthusiasm in taking the lead for the conduct of activities in strengthening the value of statistics in this technology-driven era.

Anchored on the theme " Exploring Philippine Wonders in Numbers: Statistics towards Sustainable Tourism Development," the Office spearheaded these activities: 1) Facilitation of hanging of NSM streamers in various cities/municipalities in the province; 2) Display of Statistical Data/Results in the Office Bulletin Board; 3) Release of 2018 Countryside in Figures and other publications/IEC materials in relation to the above annual celebration; 4) Provincial Statistics Quiz among Grade 10 students; 5) In-house Statistics Quiz; 6) Symposium on Civil Registration and Vital Statistics; 7) Data Appreciation Seminar on Official Statistics and Orientation on Sustainable Development Goals (SDGs) to Local Building Officials; 7) Seminar on Official Statistics, Statistical Classification Standards and Statistical Survey Review and Clearance System (SSRCS) to Planning Officers; 9) On-the-Spot Poster Making Contest; 10) Orientation on Electronic-Based Barangay Civil Registration System (BCRS) and Dissemination of Results in La Paz, Leyte; and In-house Seminars and

to page 2

### LBOs appreciate SDGs and construction statistics

#### VISION

Solid responsive world-class authority on quality statistics and civil registration

#### MISSION

Deliver relevant, reliable statistics and civil registration services for equitable development towards improved quality of life for all.



SA Novillo discusses errors during processing of Bldg. Permits

One of the activities highlighted in commemoration of the National Statistics Month (NSM) is the conduct of Data Appreciation Seminar and Orientation on Sustainable Development Goals (SDGs) to Local Building Officials (LBOs) on October 19, 2018 at PSA Leyte Training Room, Tacloban City.

Forty-five Building Officials coming from different cities/municipalities of Leyte witnessed the dissemination of the latest data on Construction Statistics which was presented by Ma. Zolita N. Panaligan, Statistical Specialist II, PSA Leyte.



to page 2

**Civil registration activities stream down Leyte’s populace**



RO Edna Felicita assists clients during mobile registration in Bgy. Cabungahan, Dagami, Leyte

One of the mandates of PSA is to deliver efficient civil registration services to clients and stakeholders, in this connection PSA Leyte Provincial Statistical Office conducted line of activities which penetrated up to the grass-roots level.

Among these activities are: 1) Mobile Registration Services in Bgy. Gimenarat East, La Paz (October 10); 2) Silad and Cabungahan Elementary School - Villaba North District (October 19), Symposium on Civil Registration and Vital Statistics in Saint Joseph High School and the Local Government Unit of Dagami (October 4), Symposium on Registration Laws and Procedures to Barangay Secretaries (October 18) in Dagami; 4) Civil Registration Symposium on Wheels 2018 (October 26) in Sta. Fe National High School, Sta. Fe; and 5) Civil Registration Symposium (November 6) in Bgy. Palanog, Tacloban City.



Participants listen attentively during the symposium in Sta. Fe, Leyte

Included also on above activities are: 6) Data Appreciation Seminar on the Results of Electronic-based BCRS (October 10) in Bgy. Giminarat and Seminar on Electronic-based Civil Registration System (BCRS) to Barangay Chairpersons (October 18) in La Paz; 7) Release of SECPA and Facilitation of the Requirements for Delayed Registration (October 12); 8) Site Validation of Re-Entry Project Implementation by DAP on Electronic-based BCRS on Rep Plan team (October 17) at PSA Leyte Training Room, Tacloban City; 9) Distribution of Civil Registry Documents to Rep Beneficiaries and Turn-over Ceremony of BCRS Database(October 30) at Bgy. Gimenarat, La Paz, Leyte.

**PSA Leyte gears...**

*from page 1*

Training Workshops.

The Opening Ceremony was held last October 2, 2018 at Robinson’s North Tacloban spearheaded by PSA RSSO8 with Department of Tourism as host agency.

The Closing Ceremony was conducted in the respective PSA Provincial Offices. In Leyte, it was conducted last October 29, 2018 after the In-house Statistics Quiz.



Training on Infographics

In-House Statistical Quiz for Statistical Researchers

**LBOs appreciate. . .**

*from page 1*

Participants were also informed about the common problems encountered during processing of Approved Building Permits and Certifications emanating from their respective offices. This was emphasized by Rodolfo R. Novillo Jr., Statistical Analyst, in order to minimize errors in aforementioned documents submitted to PSA every month.

A. Jamisola, Chief Statistical Specialist in preparation for the localization of SDGs.

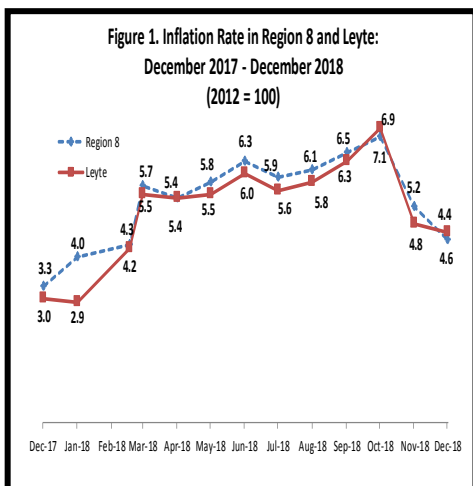
Updates on the National Building Code of the Philippines was also presented by Engr. Raul S. Soliva, Municipal Engineer, Tanauan, Leyte.

On the other hand, the 17 SDGs adopted by the United Nations General Assembly with the 2030 Agenda for Sustainable Development was discussed by Sheryl Ann

One of the issues raised by the participants is the non-compliance of other government agencies on Building Permit Application in the construction of buildings. It was agreed by the group that the issue be raised to the Regional Statistics Committee since it affects the completeness of construction statistics in the province.

**Inflation rate in Leyte decreases at 4.6 percent in December 2018**

**Figure 1. Inflation Rate in Region 8 and Leyte:  
December 2017 - December 2018  
(2012 = 100)**



The inflation rate in the province slightly decreased to 4.6 percent in December 2018 from 4.8 percent in the previous month. However, this month's rate is 1.6 percentage points higher compared to the 4.6 percent inflation rate in the same period of 2017 year. Leyte's inflation rate was slightly higher compared to region's inflation rate at 4.4 percent during reference month.

Most of the commodity groups contributed to the 4.6 percent overall inflation rate. The following major commodity groups significantly contributed to the provincial inflation rate:

Alcoholic beverages and tobacco (29.8 percent); Food and non-alcoholic beverages (6.5 percent); Housing, water, electricity, gas and other fuels (4.6 percent); Recreation and Culture (4.4 percent); Health (4.3 percent); Transport (3.3 percent); Furnishings, household equipment and routine maintenance of the house (2.8 percent); and Restaurant and miscellaneous goods and services (1.4 percent).

Previous month's inflation rates of Alcoholic beverages and tobacco (29.8 percent); Recreation and culture (4.4 percent), Clothing and footwear (0.7 percent), Communication (0.4 percent) and Education (-18.4 percent) were sustained during the month-in-review.

Four (4) major commodity groups reflected higher inflation rate in December 2018 as compared to the previous month with Health posting the biggest increment from 1.3 percent to 4.3 percent. This was followed by Housing, water, gas, and other fuels, from 3.2 percent to 4.6 percent; Furnishing, household equipment and routine maintenance of the house, from 2.6 percent to 2.8 percent and Restaurant and miscellaneous goods and services, from 1.3 percent to 1.4 percent.

Only two (2) commodity groups exhibited decreases in inflation rate during the reference month as compared in November 2018, the biggest drop was Transport, from 7.1 percent to 3.3 percent; and Food and non-alcoholic beverages, from 7.3 percent to 6.5 percent.

**CSS Jamisola reaps fruit of her hardwork**



CSS Sheryl Ann A. Jamisola earned Master in Development Management at the Development Academy of the Philippines, Tagaytay City on December 7, 2018.

She is one of the 34 scholars of the Public Management Development Program (PMDP)- Middle Managers Class Batch 16 "Sangbigkis" who completed the residential training and Re-entry Project (ReP). Her ReP was entitled "Strengthening Civil Registration and Vital Statistics Through Electronic-based Data Collection System in La Paz, Leyte", which is cost efficient, reliable

**EDITORIAL STAFF**

**EDITOR-IN-CHIEF**

SHERYL ANN A. JAMISOLA

**ASSOCIATE EDITOR**

AIMEE M. ADONA

**CONTRIBUTORS**

ROSE ANN MAY D. CAMPANER

PAOLA T. SAMSON

**PSA-Leyte Provincial Statistical Office,  
2nd floor, Leyte SR Bldg, Artemio Mata**

**Extension, Abucay, Tacloban City**

**Telefax: (053) 832-1495**

**Web: rso08.psa.gov.ph/leyte**

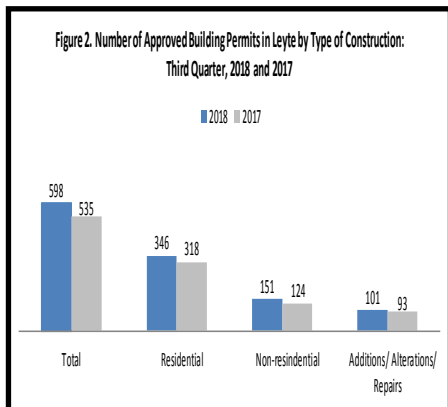
**E-mail: psaleyte@yahoo.com**

**FB Page: facebook.com/statleyte**

*Graduation Ceremony of the DAP-PMDP-MMC Batch 16*

## HIGHLIGHTS OF THE BUILDING CONSTRUCTION STATISTICS IN LEYTE SECOND QUARTER 2018

### Approved building constructions in Leyte up by 11.8 percent in the Third quarter of 2018



Total number of approved building constructions in Leyte during the third quarter of 2018 was recorded at 598 applications. This represents an increase of 11.8 percent compared with 535 total applications during the same quarter in 2017.

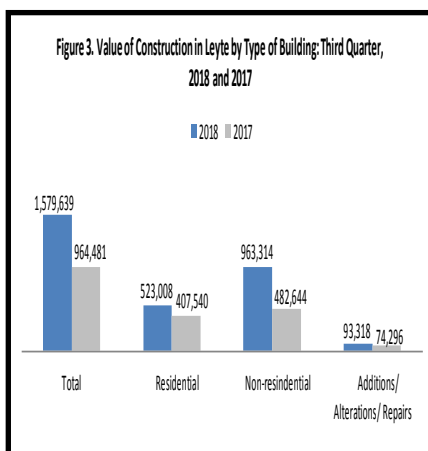
All types of building constructions had increased in number during the reference quarter. Residential type of building constructions recorded the highest number in 2018 with 346 applications from 318 in the third quarter of the previous year. On the other hand, Non-residential

type of constructions likewise increased by 21.8 percent from 124 applications in 2017 to 151 in the third quarter of 2018. This was influenced by the significant increases in all types of non-residential constructions. Similarly, applications for additions, alterations and repairs went up by 8.6 percent from 93 applications in the third quarter of 2017 to 101 applications during the current year. Figure 2 shows the number of approved building constructions by type of building during the Third Quarter of 2018 and 2017.

### Total value of constructions in the province significantly increased by 63.8 percent

During the reference quarter, increments were noticed of both total number and value for all types of building constructions. Total value was recorded at P1.6 billion which signifies an increase of 63.8 percent compared with P 964 million during the third quarter year ago.

During the quarter in review, non-residential type of building constructions had the greatest value posted at P 963 million. This value indicates a notable increase of 99.6 percent from P483 million during the third quarter of 2017. The result was brought by the significant increases in terms of value for all types of non-residential constructions.



Total value for residential type of building constructions increased by 28.3 percent amounting to P523 million from P408 million in the third quarter of 2017. This was due to the increase of values of all types of residential constructions.

Meanwhile, aggregate value of additions, alterations and repairs increased in the Third quarter of 2018. Total value climbed by 25.6 percent, from P159 million to P109 million.

from page 3

### CSS Jamisola reaps . . .

and effective compared to the paper and pen interviewing. This technological intervention was intended for use by Local Government Units (LGUs) free-of-charge. The BCRS database will serve as source of information by LGU in the formulation of the local development plans and programs and localization of the Sustainable Development Goals (SDGs).