



SPECIAL RELEASE

DVSS VITAL STATISTICS of NORTHERN SAMAR: October to December 2021(Preliminary Result)

Reference No. SR-202202-0848-03

Date of Release: 16 February 2022

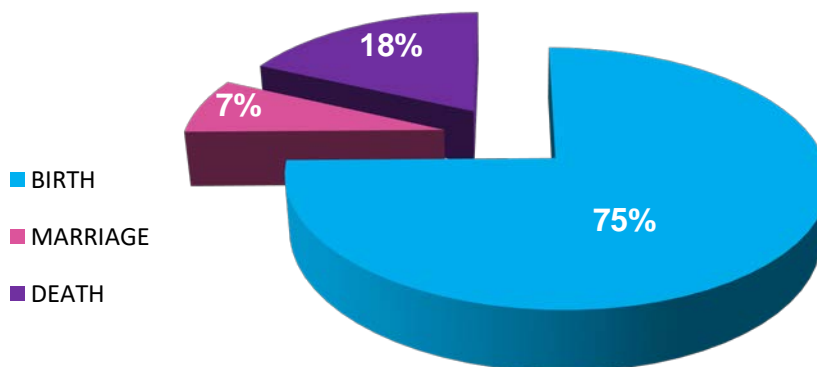
Vital statistics are derived from information obtained at the time when the occurrences of vital events and their characteristics are inscribed in a civil register.

Vital acts and events are the births, deaths, fetal deaths, marriages, and all such events that have something to do with an individual's entrance and departure from life together with the changes in civil status that may occur to a person during his lifetime. Recording of these events in the civil register is known as vital or civil registration and the resulting documents are called vital records.

5, 845 CERTIFICATES OF VITAL EVENTS WERE REGISTERED AND PROCESSED FOR THE 4TH QUARTER OF 2021

A total of 5,845 registered civil registry documents were received and processed for the 4th Quarter of 2021 in the province of Northern Samar base on the place of occurrence. This is relatively higher compared to 3,346 total documents received and processed on the same quarter of 2020. Out of 5, 845 vital events, 75 percent came from births registered, followed by deaths with 18 percent and marriages with only 7 percent.

Fig. 1 Percentage Distribution of Processed Vital Events of Northern Samar: October- December 2021



Source: Philippine Statistics Authority, DVSS 2011

Note: **Preliminary Data** on vital events. Figures are not adjusted for under-registration. The data presented herein are events that occurred from October to December 2021, registered at LCROs and Submitted to PSA Provincial Office.

Table 1. Number of Registered Vital Events of Northern Samar by Municipality from October to December 2021

Municipality	Birth	Marriage	Death	TOTAL
1.ALLEN	335	17	77	429
2.BIRI	46	4	10	60
3.BOBON	117	13	26	156
4.CAPUL	71	10	18	99
5.CATARMAN	1184	56	296	1536
6.CATUBIG	298	21	55	374
7.GAMAY	239	10	40	289
8.LAOANG	377	40	87	504
9.LAPINIG	13	6	26	45
10.LAS NAVAS	342	21	29	392
11.LAVEZARES	39	11	38	88
12.MAPANAS	64	2	19	85
13.MONDRAGON	346	73	51	470
14.PALAPAG	188	65	45	298
15.PAMBUJAN	198	10	56	264
16.ROSARIO	36	11	11	58
17.SAN ANTONIO	20	2	21	43
18.SAN ISIDRO	88	11	44	143
19.SAN JOSE	35	6	20	61
20.SAN ROQUE	125	16	21	162
21.SAN VICENTE	15	6	9	30
22.SILVINO LUBOS	130	4	13	147
23.VICTORIA	38	8	26	72
24.LOPE DE VEGA	25	1	14	40
TOTAL	4,369	424	1,052	5,845

Source: Philippine Statistics Authority, DVSS 2011

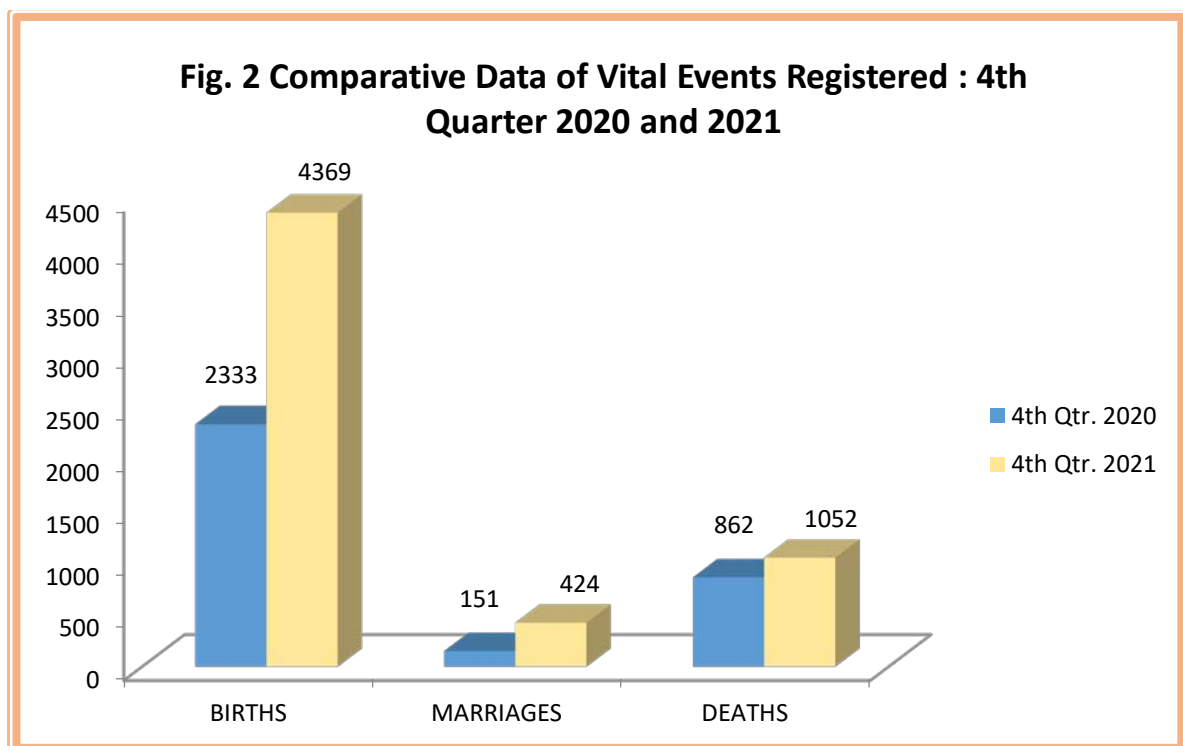
Note: Preliminary Data on vital events. Figures are not adjusted for under-registration. The data presented herein are events that occurred from October to December 2021, registered at LCROs and Submitted to PSA Provincial Office.

Table 2. Total Number of Vital Events Processed for 4th Quarter of 2020 and 2021		
	4th Quarter 2020	4th Quarter 2021
BIRTH	2333	4369
MARRIAGE	151	424
DEATH	862	1052
TOTAL	3,346	5,845

Source: Philippine Statistics Authority, DVSS 2011

Note: **Preliminary Data** on vital events. Figures are not adjusted for under-registration. The data presented herein are events that occurred from October to December 2021, registered at LCROs and Submitted to PSA Provincial Office.

The total 5, 845 vital events for the fourth quarter of 2021 increased by 2,499 or 36.07% percentage point compared to the number of registered and processed on the same quarter of the previous year. Fig.2 below shows the comparative data for the birth, marriages, and death for the 4th quarter of 2020 and 2021.



Source: Philippine Statistics Authority, DVSS 2011

Note: **Preliminary Data** on vital events. Figures are not adjusted for under-registration. The data presented herein are events that occurred from October to December 2021, registered at LCROs and Submitted to PSA Provincial Office.

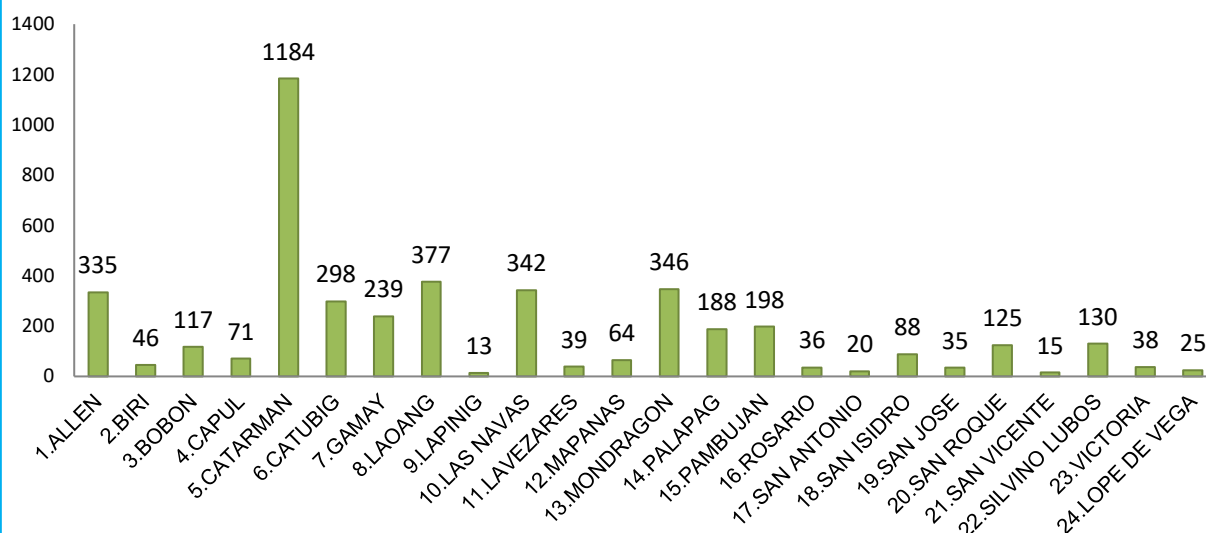
All Vital Events from births, marriages and deaths increases in this quarter but there is a relatively high increase in the registered marriages from 151 to 424 occurrences with 71.18 percentage points; that is almost triple than the previous year of the same quarter. Births registration also increased with 2,036 counts or with 46.60 percentage points. Deaths has a minimal increase of 190 counts or 18.06 percentage points.

BIRTH STATISTICS: October – December 2021



Preliminary data on births presented were obtained from the Certificates of Live Birth (Municipal Form No. 102) that were registered at the Office of the Local Civil Registrars in Northern Samar and forwarded to the Philippine Statistics Authority through Decentralize Vital Statistics System 2020. Information presented includes registered births by place of occurrence from October to December 2021.

Fig. 3 Number of Registered Births by Municipality and Place of Occurrences: October to December 2021



Source: Philippine Statistics Authority, DVSS 2011

Note: **Preliminary Data** on vital events. Figures are not adjusted for under-registration. The data presented herein are events that occurred from October to December 2021, registered at LCROs and Submitted to PSA Provincial Office.

A total of 4,369 live births were registered and processed in the province from October to December 2021 which comprises the 70 percent of the total vital events.

Among the municipalities in Northern Samar, still the town capital, Catarman recorded the highest number of occurrences with 1,184 or 27.10 percentage points, followed by Laoang with 377 or 8.63 percentage points and Mondragon with 346 or 7.92 percentage points.

With only 13 registered live births on the 4th quarter, the municipality of Lapinig is deemed to have the lowest number of birth occurrences with 0.30 percentage points followed by San Vicente with 15 or 0.34 percentage points and San Antonio with 20 or 0.46 percentage points.

Table 3. Total Number of Registered Live Births Processed by Municipality: 4th Quarter of 2020 and 2021		
Municipality	4th Quarter 2020	4th Quarter 2021
1.ALLEN	275	335
2.BIRI	42	46
3.BOBON	48	117
4.CAPUL	49	71
5.CATARMAN	696	1184
6.CATUBIG	110	298
7.GAMAY	157	239
8.LAOANG	150	377
9.LAPINIG	36	13
10.LAS NAVAS	62	342
11.LAVEZARES	20	39
12.MAPANAS	41	64
13.MONDRAGON	171	346
14.PALAPAG	152	188
15.PAMBUJAN	87	198
16.ROSARIO	20	36
17.SAN ANTONIO	19	20
18.SAN ISIDRO	34	88
19.SAN JOSE	14	35
20.SAN ROQUE	72	125
21.SAN VICENTE	27	15
22.SILVINO LUBOS	21	130
23.VICTORIA	18	38
24.LOPE DE VEGA	12	25
TOTAL	2,333	4,369

Source: Philippine Statistics Authority, DVSS 2011

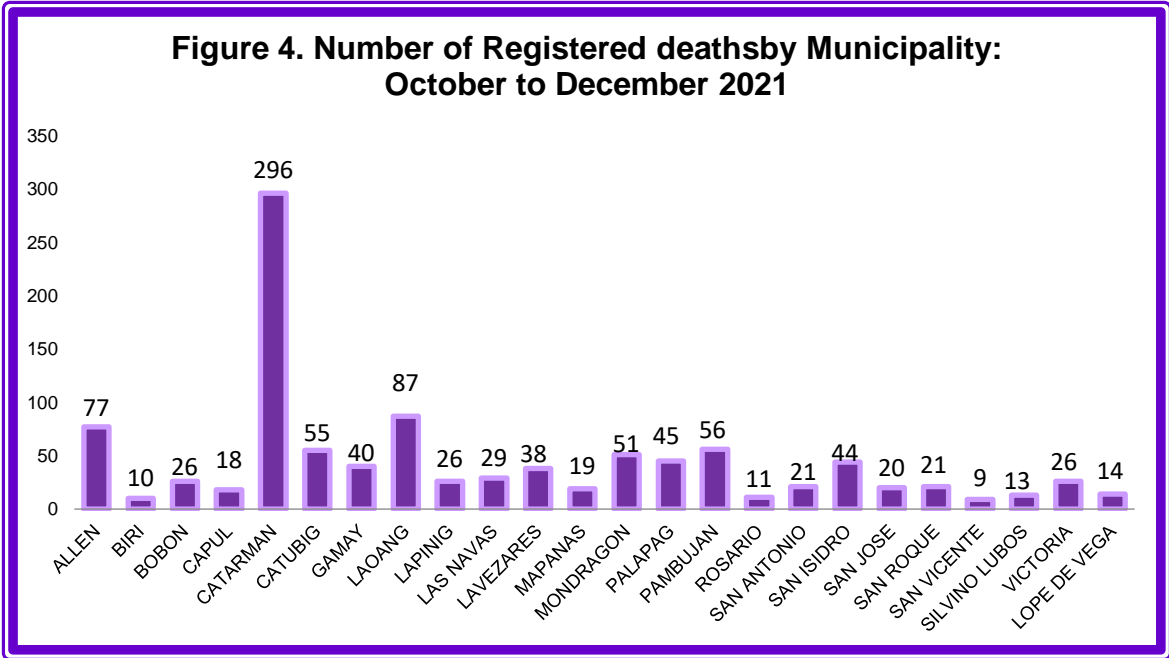
Note: **Preliminary Data** on vital events. Figures are not adjusted for under-registration. The data presented herein are events that occurred from October to December 2021, registered at LCROs and Submitted to PSA Provincial Office.

*An increase of **46.60** percent for the birth registration was recorded from the 4th quarter of 2021 compared to the same quarter of 2020.*

DEATH STATISTICS: October – December 2021



Preliminary data on deaths presented were obtained from the Certificates of Death (Municipal Form No. 103) that were registered at the Local Civil Registrars in Northern Samar and forwarded to the Philippine Statistics Authority through DVSS 2020. Information presented includes registered deaths which occurred from October to December 2021.



Source: Philippine Statistics Authority, DVSS 2011
Note: Preliminary Data on vital events. Figures are not adjusted for under-registration. The data presented herein are events that occurred from October to December 2021, registered at LCROs and Submitted to PSA Provincial Office.

Reported deaths for the period October to December 2021 reached 1, 052 counts or 18 percent for total vital events registered in Northern Samar. This lower of 8 percent compared to last year 26 percent of the total vital events in the same quarter.

The top three municipalities in terms of number of registered deaths by Place of Occurrences are Catarman with 296 counts (28.14%), followed by Laoang with 87 (8.27%) and Allen with 77 counts (7.32%).

On the other hand, the top three municipalities which reported to have the least number of deaths registered are Silvino Lubos with only 9 registered deaths or 0.58 percentage points, followed by Biri with 10 (0.95%) and Rosario with 11 counts (1.05%).

Municipality	4th Quarter 2020	4th Quarter 2021
1.ALLEN	59	77
2.BIRI	14	10
3.BOBON	23	26
4.CAPUL	23	18
5.CATARMAN	262	296
6.CATUBIG	19	55
7.GAMAY	50	40
8.LAOANG	68	87
9.LAPINIG	9	26
10.LAS NAVAS	18	29
11.LAVEZARES	36	38
12.MAPANAS	11	19
13.MONDRAGON	45	51
14.PALAPAG	42	45
15.PAMBUJAN	30	56
16.ROSARIO	9	11
17.SAN ANTONIO	14	21
18.SAN ISIDRO	24	44
19.SAN JOSE	19	20
20.SAN ROQUE	25	21
21.SAN VICENTE	14	9
22.SILVINO LUBOS	5	13
23.VICTORIA	24	26
24.LOPE DE VEGA	19	14
TOTAL	862	1,052

Source: Philippine Statistics Authority, DVSS 2011

Note: *Preliminary Data* on vital events. Figures are not adjusted for under-registration. The data presented herein are events that occurred from October to December 2020, registered at LCROs and Submitted to PSA Provincial Office.

An increase of **18.06** percent for the death registration was recorded from the 4th quarter of 2021 as compared to the same quarter of 2020.

MARRIAGE STATISTICS: October – December 2021

2nd Floor Benpres Business Center, Sitio Macopa, Brgy. Macagtas, Catarman, Northern Samar, 6400

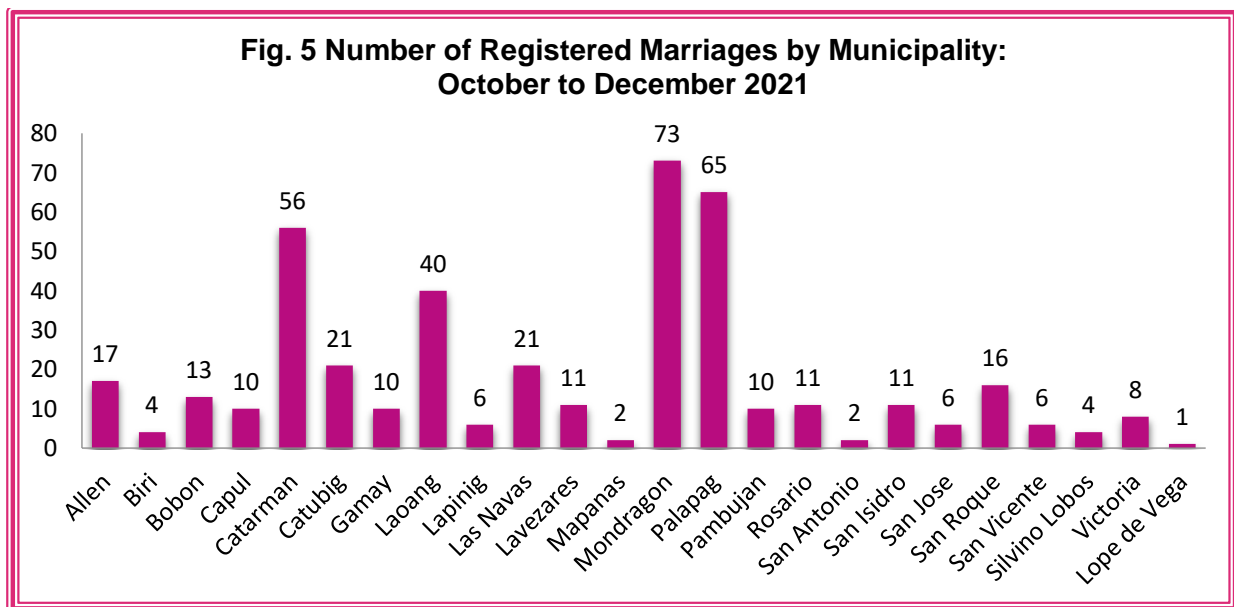
Email Address: psa_northersamar@yahoo.com

www.psa.gov.ph



Preliminary data on marriages presented here were obtained from the Certificates of Marriage (Municipal Form No. 97) that were registered at the Local Civil Registrars in Northern Samar and forwarded to the Philippine Statistics Authority through DVSS 2020. Information presented includes registered marriages which occurred from October to December 2021.

For the period of October to December 2021, the total number of marriages recorded and processed by Municipality and place of occurrence were 424 which composed of only 7 percent of the total registered vital events for the 4th quarter of 2021 in the province of Northern Samar.



Source: Philippine Statistics Authority, DVSS 2011

Note: **Preliminary Data** on vital events. Figures are not adjusted for under-registration. The data presented herein are events that occurred from October to December 2021, registered at LCROs and Submitted to PSA Provincial Office.

The Municipality of Mondragon registered the highest number of marriages with 73 or 14.57%, next is Palapag with 65 or 8.61% and followed by Catubig with 56 or 7.95%.

Municipalities of Lope De Vega registered only 1 marriage for the 4th quarter of 2021. Followed by Mapanas and San Antonio has only 2 registered Marriages while Biri and Silvino Lubos with 4 marriages.

Municipality	2020	2021
1.ALLEN	10	17
2.BIRI	4	4
3.BOBON	13	13
4.CAPUL	3	10
5.CATARMAN	22	56
6.CATUBIG	12	21
7.GAMAY	2	10
8.LAOANG	13	40
9.LAPINIG	1	6
10.LAS NAVAS	6	21
11.LAVEZARES	4	11
12.MAPANAS	0	2
13.MONDRAGON	9	73
14.PALAPAG	13	65
15.PAMBUJAN	6	10
16.ROSARIO	5	11
17.SAN ANTONIO	3	2
18.SAN ISIDRO	5	11
19.SAN JOSE	5	6
20.SAN ROQUE	5	16
21.SAN VICENTE	0	6
22.SILVINO LUBOS	1	4
23.VICTORIA	7	8
24.LOPE DE VEGA	2	1
TOTAL	151	424

Source: Philippine Statistics Authority, DVSS 2011

Note: **Preliminary Data** on vital events. Figures are not adjusted for under-registration. The data presented herein are events that occurred from October to December 2021. registered at LCROs and Submitted to PSA Provincial Office.

A **64.397** percent or almost half higher increase on the registered marriages for the 4th quarter of 2021 compared to the same quarter of 2020.

Technical Notes

CIVIL REGISTRATION. It is a continuous, permanent and compulsory recording of vital events occurring in the life of an individual such as birth, marriage and death, as well as court decrees and legal instruments affecting the civil status of an individual.

Live Birth is a complete expulsion or extraction from its mother of a product of conception, irrespective of the duration of the pregnancy, which after separation, breathes or shows any other evidence of life, such as beating of the heart, pulsation of the umbilical cord, or definite movement of voluntary muscles, whether or not the umbilical cord has been cut or the placenta is attached, such a birth is considered live born.

Death is a permanent disappearance of all evidence of life at any time after live birth has taken place.

Marriage is special contract of permanent union between a man and a woman entered into in accordance with law for the establishment of conjugal and family life.

Explanatory Notes

This special release presents data on birth obtained from birth certificates registered at the Local Civil Registry Office (LCRO) all throughout the province of Northern Samar and forwarded to the Office of the Civil Registrar General. Statistics presented were not adjusted for under-registration.

Prepared by:

Noted by:


MAE M. MORENO
Registration Officer-II

JULIAN E. GALLANO
Chief Statistical Specialist