



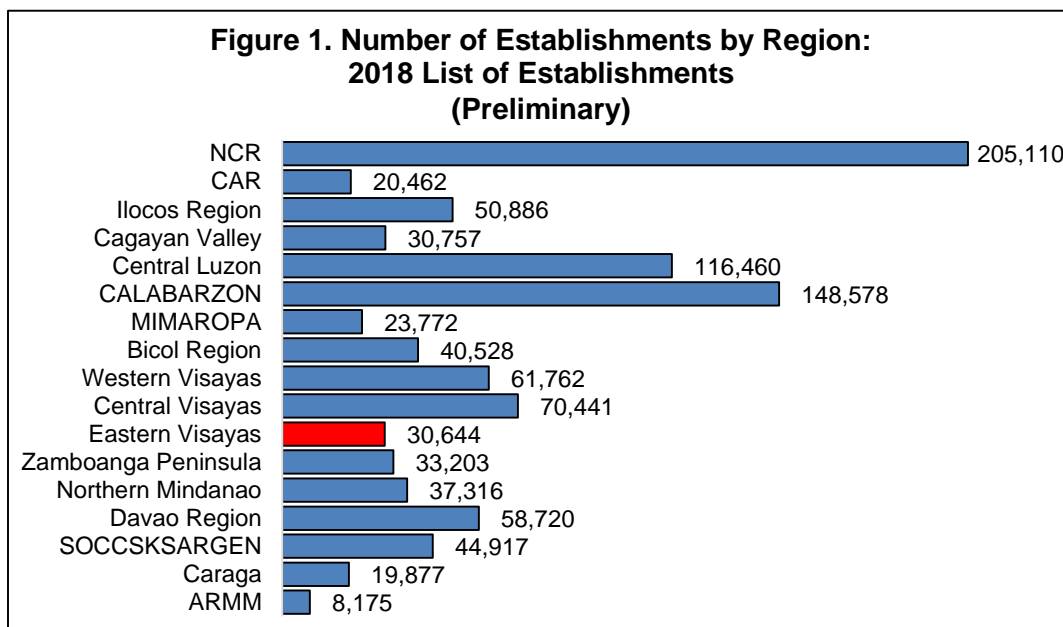
SPECIAL RELEASE

HIGHLIGHTS OF THE 2018 LIST OF ESTABLISHMENTS (PRELIMINARY)

Reference No. SR-201905-0800-15

Date of Release: 3 May 2019

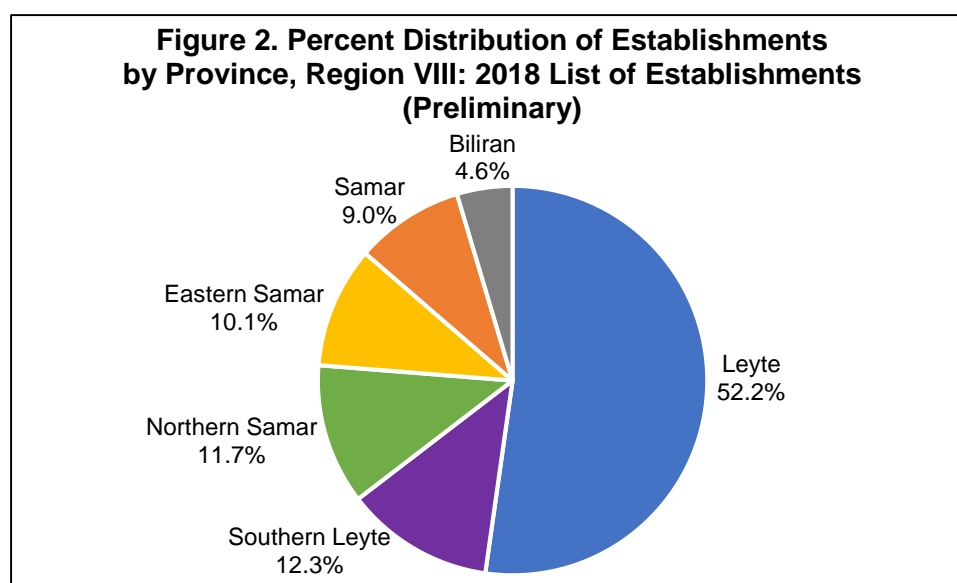
A total of 30,644 operating establishments in Eastern Visayas were listed in the 2018 List of Establishments (LE). The region accounted for 3.1 percent of the country's total number of establishments.



Source: Philippine Statistics Authority

Eastern Visayas ranked fifth among the regions with low number of establishments. ARMM registered the lowest number of establishments at 8,175.

On the other hand, NCR recorded the most number of establishments in 2018 at 205,110, followed by CALABARZON at 148,578. Central Luzon ranked third highest at 116,460 establishments.

BY PROVINCE

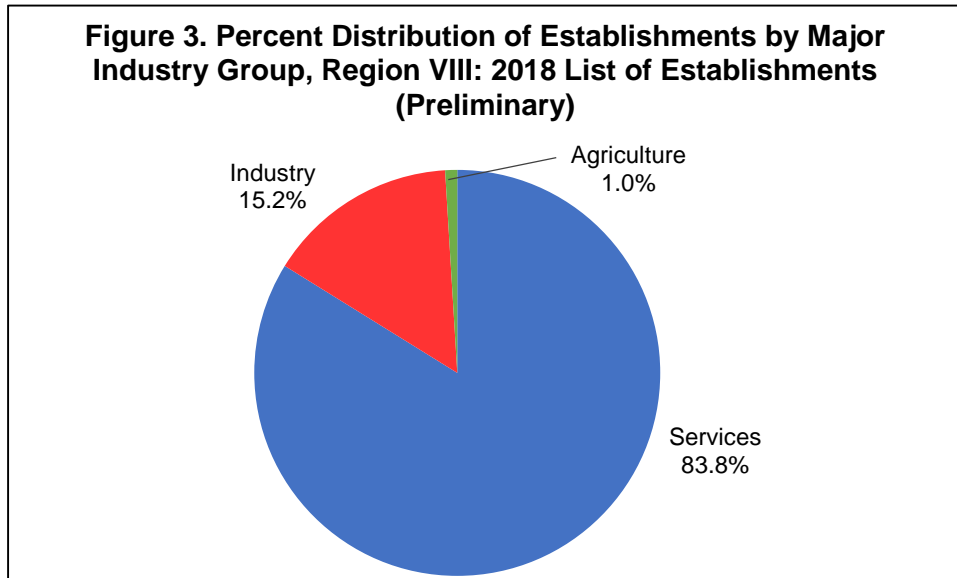
Source: Philippine Statistics Authority

Among the provinces, Leyte recorded the highest number of establishments at 16,010, comprising for more than half (52.2 percent) of the total establishments in the region. Southern Leyte ranked second highest with 3,783 establishments or 12.3 percent of the region's total number of establishments. Northern Samar followed with 3,577 establishments or 11.7 percent share to the total number of establishments in the region. Eastern Samar contributed 10.1 percent with 3,089 establishments. Samar shared 9.0 percent with 2,771 establishments. Biliran, meanwhile, recorded the least number of establishments at 1,414 accounting for 4.6 percent.

BY SECTOR/MAJOR INDUSTRY

Almost half (48.9 percent) or 14,970 establishments in the region were engaged in Wholesale and Retail Trade, Repair of Motor Vehicles and Motorcycles (Section G). Manufacturing (Section C) establishments contributed 14.4 percent or 4,398 establishments, and establishments engaged in Accommodation and Food Service Activities (Section I) with 3,849 establishments shared 12.6 percent of the total establishments in the region. Mining and Quarrying (Section B) and Water Supply; Sewerage, Waste Management and Remediation Activities (Section E) had the least share with only 34 and 45 establishments, respectively, or 0.1 percent share each of the total number of establishments in 2018.

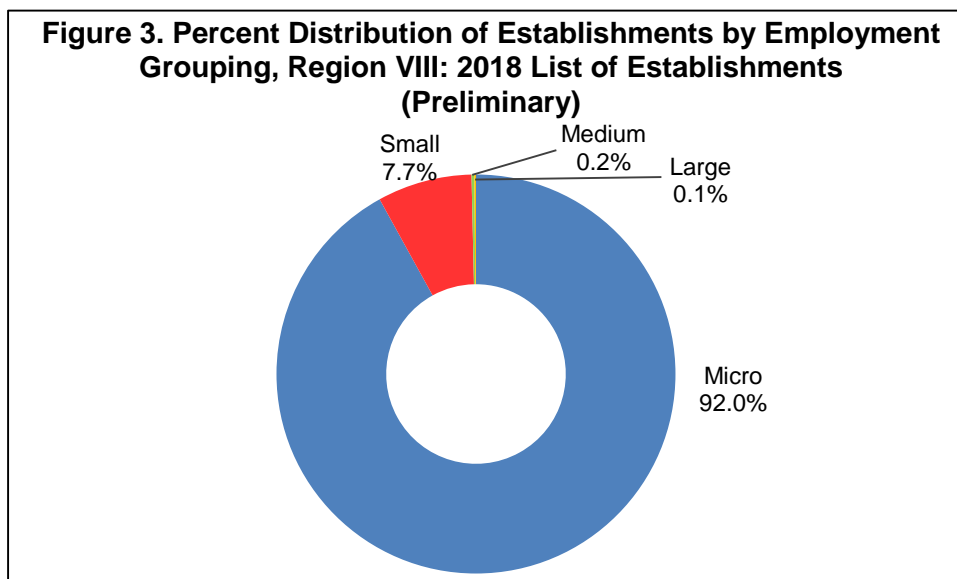
In terms of major industry grouping, there were 293 establishments engaged in Agriculture (Section A); 4,661 establishments in Industry (Sections B to F); and 25,690 establishments in Services (Sections G to S). These imply that for every 100 establishments, about 84 establishments were engaged in Services, 15 establishments in Industry and only 1 establishment in Agriculture.



Source: Philippine Statistics Authority

BY EMPLOYMENT GROUPING

By employment grouping, Majority (92.0 percent) or 28,186 establishments were classified as micro (with employment of 1 to 9). Small establishments (with employment of 10 to 99) reached 2,348 or 7.7 percent of the total establishments. Medium (with employment of 100 to 199) and large establishments (with employment of 200 and over) combined comprised less than 1.0 percent of the total number of establishments in the region.



Source: Philippine Statistics Authority

Table 1. Number of Establishments by Sector/Industry and Province, Region VIII: 2018 List of Establishments (Preliminary)

Region Province	Total	Section																	
		A	B	C	D	E	F	G	H	I	J	K	L	M	N	P	Q	R	S
Region VIII	30,644	293	34	4,398	64	45	120	14,970	360	3,849	890	1,550	256	331	435	359	574	853	1,263
Biliran	1,414	12	-	207	3	1	4	683	26	174	42	70	15	14	16	8	27	68	44
Eastern Samar	3,089	17	1	487	8	6	7	1,606	30	334	87	157	6	26	33	37	44	65	138
Leyte	16,010	163	22	2,219	22	22	76	7,634	149	2,089	476	756	160	208	269	205	327	446	767
Northern Samar	3,577	17	2	533	10	5	18	1,918	58	403	81	164	11	26	39	40	47	99	106
Samar	2,771	55	3	483	12	4	6	1,313	59	298	79	169	16	15	31	18	61	57	92
Southern Leyte	3,783	29	6	469	9	7	9	1,816	38	551	125	234	48	42	47	51	68	118	116

Source: Philippine Statistics Authority

Table 2. Number of Establishments by Employment Grouping and Province, Region VIII: 2018 List of Establishments (Preliminary)

Region Province	Total	Employment Grouping			
		Micro	Small	Medium	Large
		(1 - 9)	(10 - 99)	(100 - 199)	(200 +)
Region VIII	30,644	28,186	2,348	70	40
Biliran	1,414	1,354	56	3	1
Eastern Samar	3,089	2,939	148	1	1
Leyte	16,010	14,506	1,426	49	29
Northern Samar	3,577	3,357	211	9	-
Samar	2,771	2,482	278	6	5
Southern Leyte	3,783	3,548	229	2	4

Source: Philippine Statistics Authority

TECHNICAL NOTES

The List of Establishments (LE) is a register of establishments operating all over the country extracted from the Statistical Business Register. It contains identification data, classification data, and maintenance and linkage data for each establishment unit in the register.

The Updating of the List of Establishments (ULE) is a regular activity of PSA. In 2018, ULE was undertaken as the first phase of the 2018 Census of Philippine Business Industry (CPBI). It involved updating through comprehensive field work (door-to-door canvassing), feedbacks from previous censuses and surveys, and mail inquiry. Updating includes: (1) capturing and listing of characteristics of “new” establishments; (2) updating of the status and characteristics of “old” establishments; (3) de-listing “closed” establishments that should no longer form part of the LE and (4) identifying out-of-scope units on the LE database.

For the purpose of ULE, an establishment is defined as an economic unit under single control or ownership, engaged in one or predominantly one kind of economic activity, and at a single fixed location.

The data presented are preliminary results of the 2018 ULE.

Wilma A. Perante
WILMA A. PERANTE
Regional Director



Management
System
ISO 9001:2015



www.tuv.com
ID 9108640991

Leyte SR Building, Artemio Mate Ave., Barangay Abucay, Tacloban City
Telephone: (053) 321-8392/321-5153
Email: psa_reg8@yahoo.com
Website: www.rss08.psa.gov.ph