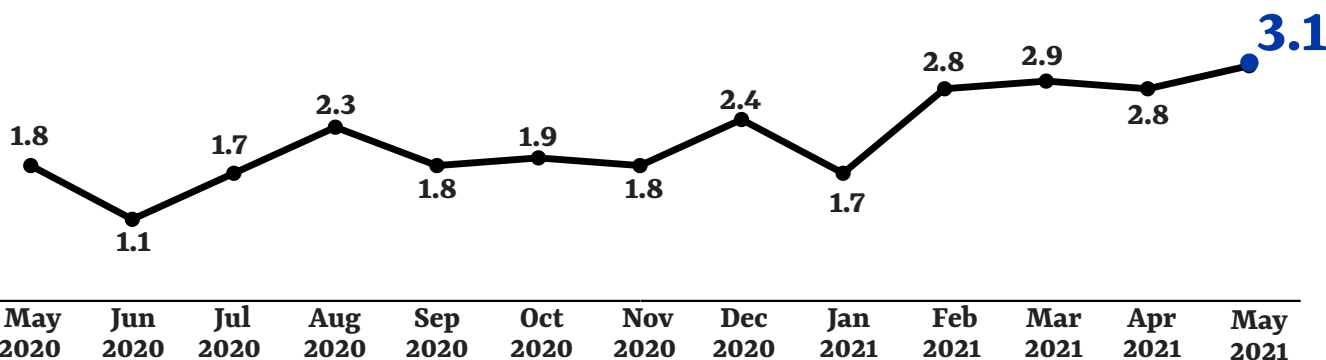


# MAY 2021 PRICE STATISTICS EASTERN VISAYAS (Base Year: 2012=100)













Reference No. IG-202106-0800-20

Date of Release: 18 June 2021

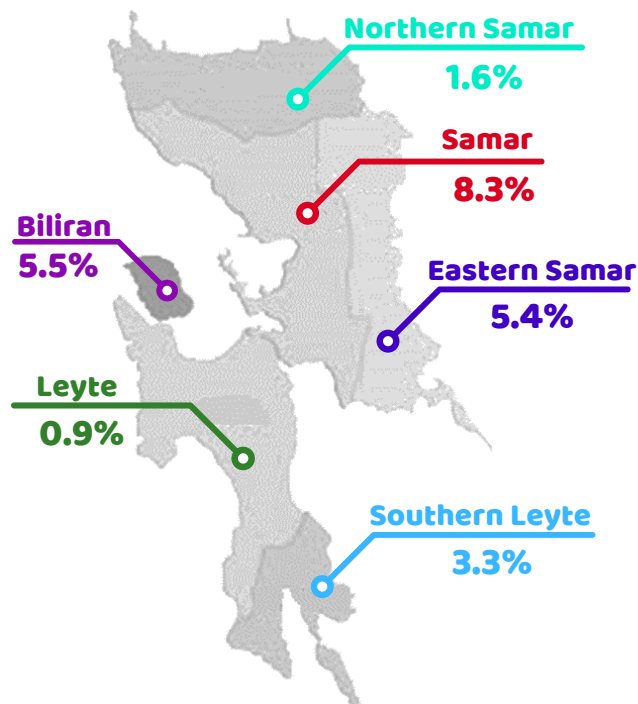
## Inflation rate in EV escalates to 3.1% in May 2021



## FOOD & NON-ALCOHOLIC BEVERAGES inches up to 2.2% in May 2021

Commodity Group	Apr 2021	May 2021
 All Items	2.8%	3.1%
 Food & Non-Alcoholic Beverages	2.0%	2.2%
 Alcoholic Beverages and Tobacco	6.9%	6.9%
 Clothing and Footwear	1.8%	2.0%
 Housing, Water, Electricity, Gas & Other Fuels	2.4%	3.1%
 Furnishings, Household Equipment & Routine Maintenance of the House	3.2%	3.2%
 Health	1.6%	1.6%
 Transport	12.9%	13.7%
 Communication	0.6%	0.7%
 Recreation and Culture	-1.5%	-1.4%
 Education	0.5%	0.5%
 Restaurant and Miscellaneous Goods and Services	3.6%	2.8%

## SAMAR posts highest inflation rate in EV



## PURCHASING POWER OF PESO (PPP)



PPP in EV was recorded at PhP 0.76. This implies that goods and services worth PhP 76.00 in 2012 is already worth PhP 100.00 in May 2021.

Leyte registered the strongest PPP at PhP 0.80, while Samar posted the weakest at PhP 0.69.