





# CONSTRUCTION STATISTICS EASTERN VISAYAS: 1ST QUARTER 2021 (Preliminary Data)

Reference No. IG-202106-0800-19

Date of Release: 18 June 2021



A total of **1,299 constructions** were recorded in the First Quarter of 2021 with an aggregate value of **PhP 2.15 Billion**

RESIDENTIAL	NON - RESIDENTIAL	ADDITIONS/ ALTERATIONS AND REPAIR
		
<b>NUMBER OF CONSTRUCTIONS</b>		
<b>913 buildings</b>	<b>262 buildings</b>	<b>124 buildings</b>
<b>FLOOR AREA (in square meters)</b>		
<b>115,710</b>	<b>97,506</b>	<b>2,411*</b>
<b>VALUE (in thousand pesos)</b>		
<b>1,109,831</b>	<b>833,879</b>	<b>205,353</b>

\* for additions only

Leyte  675

Southern Leyte  206

Biliran  201

Northern Samar  90

Samar  74

Eastern Samar  53



**LEYTE**  
 shared  
 more than half  
 of the total number of  
 constructions in the  
 region

Legend:

 50 constructions

**AVERAGE COST OF  
 CONSTRUCTION PER  
 SQUARE METER**



Residential  
Building

₱ **9,591**



Non-Residential  
Building

₱ **8,552**

Notes:

- Construction statistics are compiled from the copies of approved building permits as well as from demolition and fencing permits collected every month from the Offices of Local Building Officials.
- Data on building constructions refers to those proposed to be constructed or construction work has started during the reference period and not completed constructions.

Source: Philippine Statistics Authority

Icons credit: [www.flaticons.com](http://www.flaticons.com)