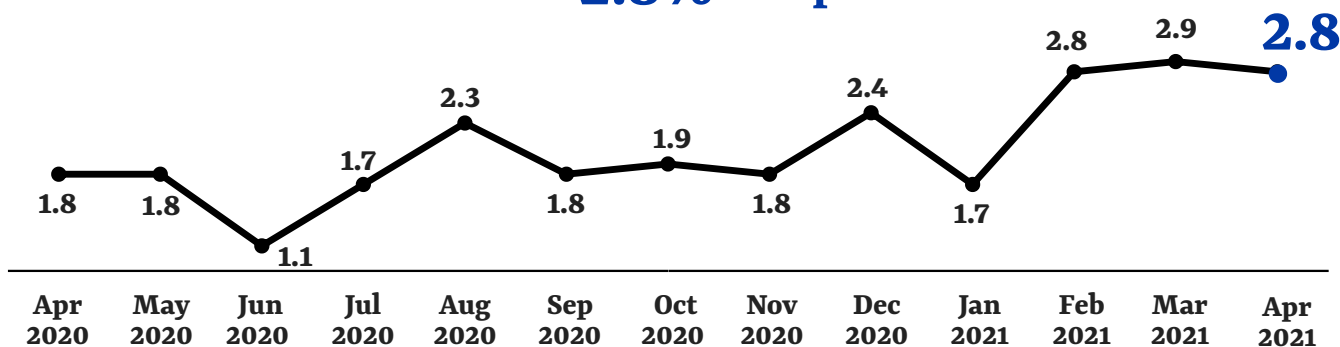


APRIL 2021 PRICE STATISTICS EASTERN VISAYAS (Base Year: 2012=100)













Reference No. IG-202105-0800-16

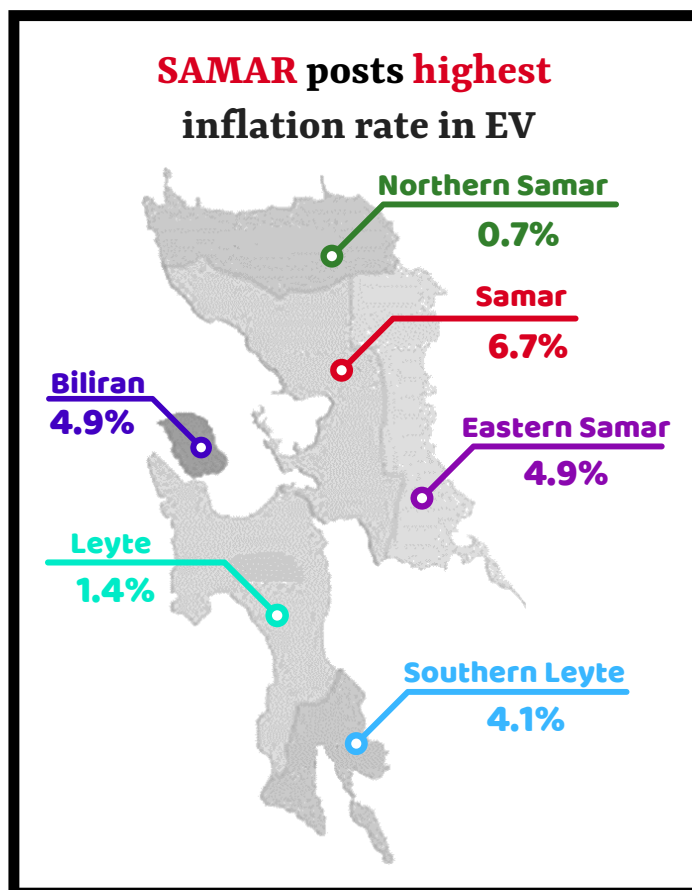
Date of Release: 20 May 2021

Inflation rate in EV eases to 2.8% in April 2021



FOOD & NON-ALCOHOLIC BEVERAGES declines to 2.0% in April 2021

Commodity Group	Mar 2021	Apr 2021
 All Items	2.9%	2.8%
 Food & Non-Alcoholic Beverages	3.2%	2.0%
 Alcoholic Beverages and Tobacco	7.0%	6.9%
 Clothing and Footwear	2.6%	1.8%
 Housing, Water, Electricity, Gas & Other Fuels	1.4%	2.4%
 Furnishings, Household Equipment & Routine Maintenance of the House	2.5%	3.2%
 Health	1.1%	1.6%
 Transport	8.9%	12.9%
 Communication	-1.4%	0.6%
 Recreation and Culture	-1.0%	-1.5%
 Education	0.4%	0.5%
 Restaurant and Miscellaneous Goods and Services	3.4%	3.6%



PURCHASING POWER OF PESO (PPP)



PPP in EV was recorded at PhP 0.77. This implies that goods and services worth PhP 77.00 in 2012 is already worth PhP 100.00 in April 2021.

Leyte registered the strongest PPP at PhP 0.80, while Samar posted the weakest at PhP 0.70.

Source: Philippine Statistics Authority
 Icons credit: www.flaticons.com