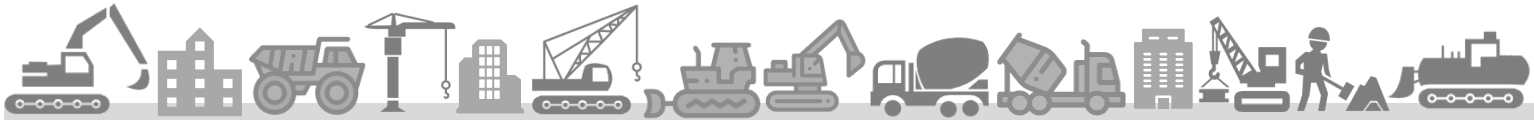





CONSTRUCTION STATISTICS EASTERN VISAYAS: 4TH QUARTER 2020 (Preliminary Data)

Reference No. IG-202104-0800-13

Date of Release: 15 April 2021



A total of **893 constructions** were recorded in the Fourth Quarter of 2020 with an aggregate value of **Php 3.1 Billion**

RESIDENTIAL	NON - RESIDENTIAL	ADDITIONS/ ALTERATIONS AND REPAIR
		
NUMBER OF CONSTRUCTIONS		
552 buildings	254 buildings	87 buildings
FLOOR AREA (in square meters)		
77,582	245,949	1,843*
VALUE (in thousand pesos)		
733,077	2,127,390	279,339

* for additions only

Leyte  536

Southern Leyte  144

Eastern Samar  78

Samar  68

Biliran  67



LEYTE
 shared
 three-fifths
 of the total number of
 constructions in the
 region

Legend:

 50 constructions

**AVERAGE COST PER
 SQUARE METER**



₱ **9,449**



₱ **8,650**

Notes:

1. Construction statistics are compiled from the copies of approved building permits as well as from demolition and fencing permits collected every month from the Offices of Local Building Officials.
2. Data on building constructions refers to those proposed to be constructed or construction work has started during the reference period and not completed constructions.
3. Reports from Northern Samar were not yet received as of 07 March 2021. Data will be included in the final statistical tables.

Source: Philippine Statistics Authority

Icons credit: www.flaticons.com