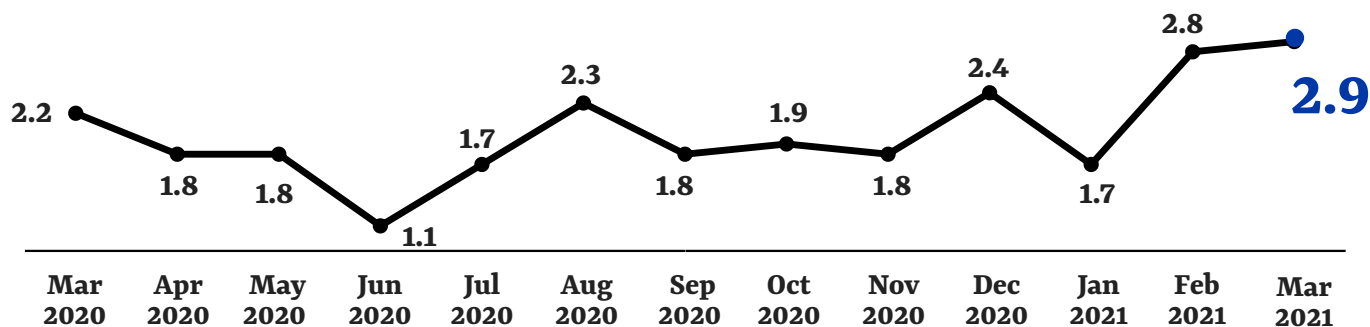


MARCH 2021 PRICE STATISTICS EASTERN VISAYAS (2012=100)













Reference No. IG-202104-0800-12

Date of Release: 14 April 2021

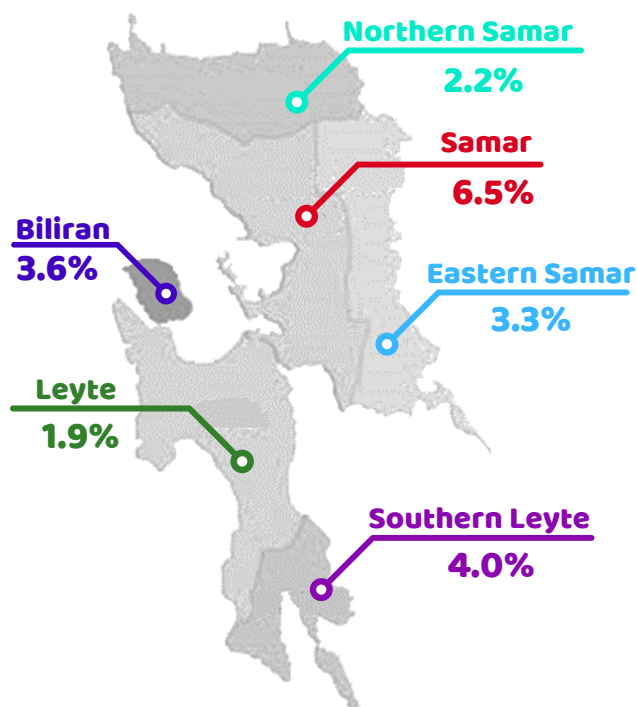
Inflation rate in EV inches up to **2.9%** in March 2021



FOOD & NON-ALCOHOLIC BEVERAGES eases to **3.2%** in March 2021

Commodity Group	Feb 2021	Mar 2021
 All Items	2.8	2.9%
 Food & Non-Alcoholic Beverages	3.5%	3.2%
 Alcoholic Beverages and Tobacco	6.9%	7.0%
 Clothing and Footwear	2.5%	2.6%
 Housing, Water, Electricity, Gas & Other Fuels	0.2%	1.4%
 Furnishings, Household Equipment & Routine Maintenance of the House	2.5%	2.5%
 Health	1.4% ^r	1.1%
 Transport	6.2%	8.9%
 Communication	-1.5%	-1.4%
 Recreation and Culture	-1.0%	-1.0%
 Education	0.4%	0.4%
 Restaurant and Miscellaneous Goods and Services	3.9%	3.4%

SAMAR posts highest inflation rate in EV



PURCHASING POWER OF PESO (PPP)



PPP in EV was recorded at PhP 0.76. This implies that goods and services worth PhP 76.00 in 2012 is already worth PhP 100.00 in March 2021.

Biliran and Leyte registered the strongest PPP at PhP 0.79, while Samar posted the weakest at PhP 0.70.

r - revised
 Source: Philippine Statistics Authority
 Icons credit: www.flaticons.com