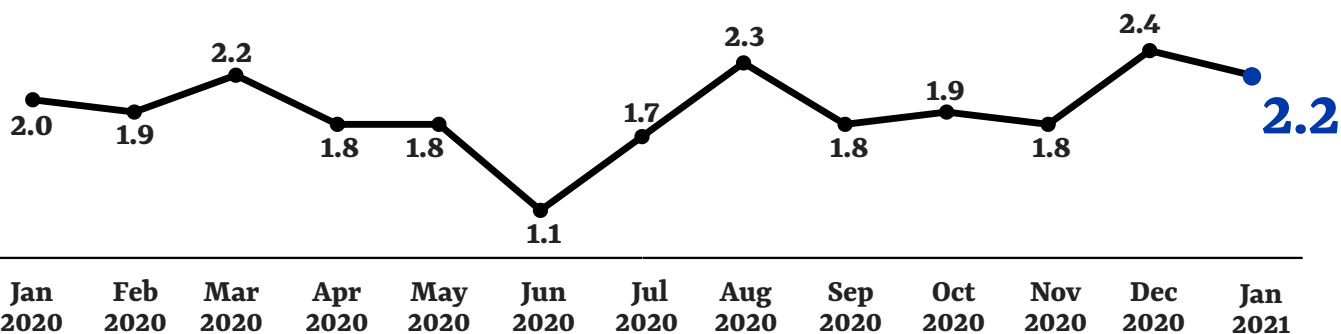


JANUARY 2021 PRICE STATISTICS EASTERN VISAYAS (2012=100)













Reference No. IG-202102-0800-05

Date of Release: 24 February 2021

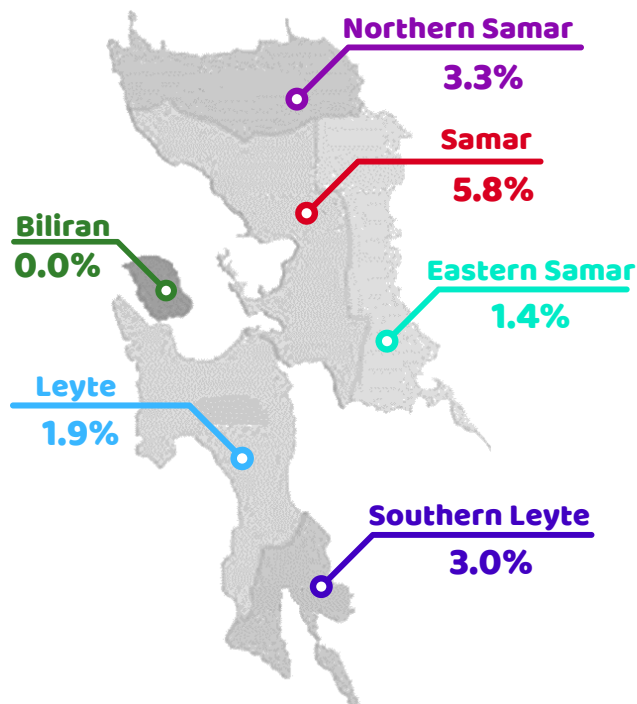
EV welcomes 2021 with 2.2% inflation rate



FOOD & NON-ALCOHOLIC BEVERAGES eases to 3.0% in January 2021

Commodity Group	Dec 2020	Jan 2021
 All Items	2.4%	2.2%
 Food & Non-Alcoholic Beverages	3.1%	3.0%
 Alcoholic Beverages and Tobacco	9.3%	7.4%
 Clothing and Footwear	2.7%	2.5%
 Housing, Water, Electricity, Gas & Other Fuels	-0.6%	-1.4%
 Furnishings, Household Equipment & Routine Maintenance of the House	2.4%	2.4%
 Health	1.2%	1.1%
 Transport	5.0%	5.6%
 Communication	-1.6%	-1.5%
 Recreation and Culture	-1.4%	-1.3%
 Education	0.4%	0.4%
 Restaurant and Miscellaneous Goods and Services	3.8%	4.2%

SAMAR posts highest inflation rate in EV



PURCHASING POWER OF PESO (PPP)



PPP in EV was recorded at PhP 0.77. This implies that goods and services worth PhP 77.00 in 2012 is already worth PhP 100.00 in January 2021.

Biliran registered the **strongest PPP** at PhP 0.81, while **Samar** posted the **weakest** at PhP 0.70.

Source: Philippine Statistics Authority
 Icons credit: www.flaticons.com