





# CONSTRUCTION STATISTICS EASTERN VISAYAS: 3RD QUARTER 2020 (Preliminary Data)

Reference No. IG-202102-0800-04

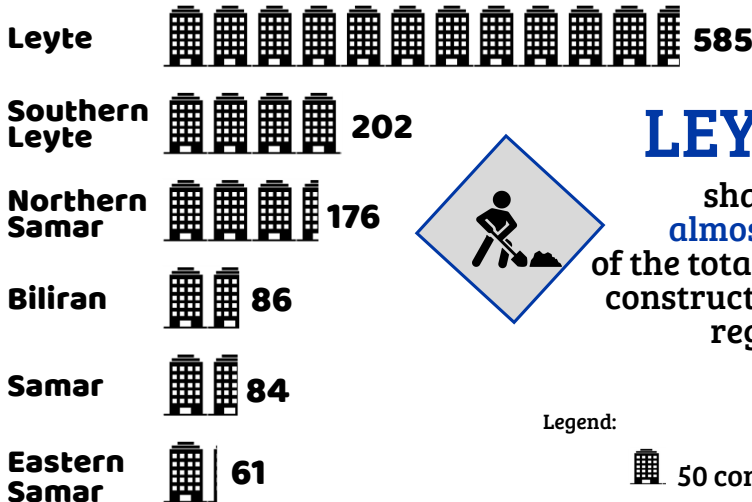
Date of Release: 4 February 2021



A total of **1,194 constructions** were recorded in the Third Quarter of 2020 with an aggregate value of **PhP 1.7 Billion**

RESIDENTIAL	NON - RESIDENTIAL	ADDITIONS/ ALTERATIONS AND REPAIR
		
<b>NUMBER OF CONSTRUCTIONS</b>		
<b>831 buildings</b>	<b>206 buildings</b>	<b>157 buildings</b>
<b>FLOOR AREA (in square meters)</b>		
<b>111,010</b>	<b>58,840</b>	<b>4,946*</b>
<b>VALUE (in thousand pesos)</b>		
<b>971,196</b>	<b>621,964</b>	<b>89,623</b>

\* for additions only



**LEYTE**  
 shared almost half of the total number of constructions in the region

Legend:

 50 constructions

## AVERAGE COST PER SQUARE METER



**₱ 8,749**



**₱ 10,570**

Notes:

- Construction statistics are compiled from the copies of approved building permits as well as from demolition and fencing permits collected every month from the Offices of Local Building Officials.
- Data on building constructions refers to those proposed to be constructed or construction work has started during the reference period and not completed constructions.

Source: Philippine Statistics Authority

Icons credit: www.flaticons.com