





CONSTRUCTION STATISTICS EASTERN VISAYAS: 2ND QUARTER 2020 (Preliminary Data)

Reference No. IG-202012-0800-37







Date of Release: 23 December 2020



A total of **412 constructions** were recorded in the Second Quarter of 2020 with an aggregate value of **PhP 585.4 Million**

RESIDENTIAL	NON - RESIDENTIAL	ADDITIONS/ ALTERATIONS AND REPAIR
		
274 buildings	96 buildings	42 buildings
FLOOR AREA (in square meters)		
31,360	23,721	755*
VALUE (in thousand pesos)		
274,532	282,788	28,112

* for additions only

Northern Samar		140
Eastern Samar		86
Southern Leyte		78
Samar		39
Leyte		38
Biliran		31



NORTHERN SAMAR

shared more than one-third of the total number of constructions in the region

Legend:

 50 constructions

AVERAGE COST PER SQUARE METER



Residential Building

₱ **8,754**



Non-Residential Building

₱ **11,921**

Notes:

- Construction statistics are compiled from the copies of approved building permits as well as from demolition and fencing permits collected every month from the Offices of Local Building Officials.
- Data on building constructions refers to those proposed to be constructed or construction work has started during the reference period and; not completed constructions.

Source: Philippine Statistics Authority