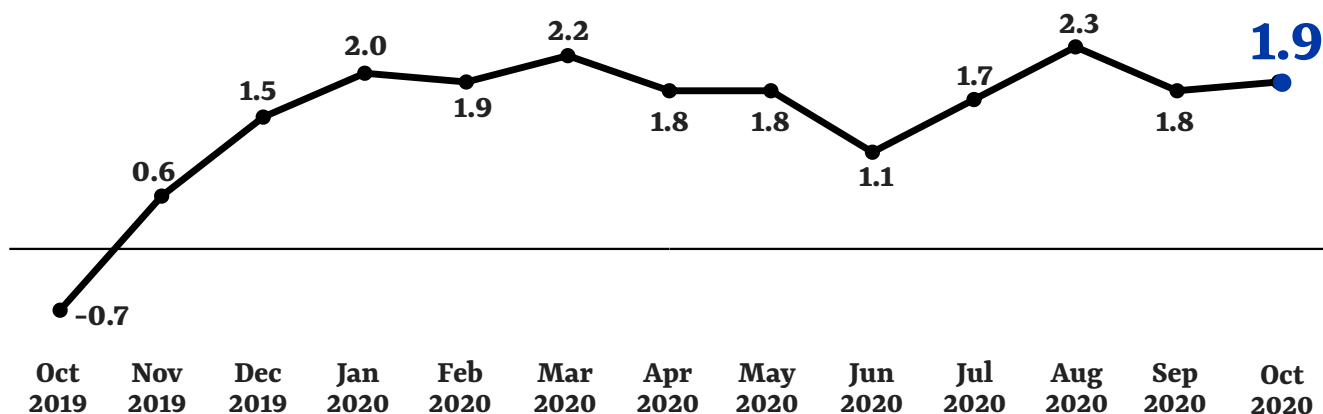


OCTOBER 2020 PRICE STATISTICS EASTERN VISAYAS (2012=100)













Reference No. IG-202012-0800-34

Date of Release: 7 December 2020

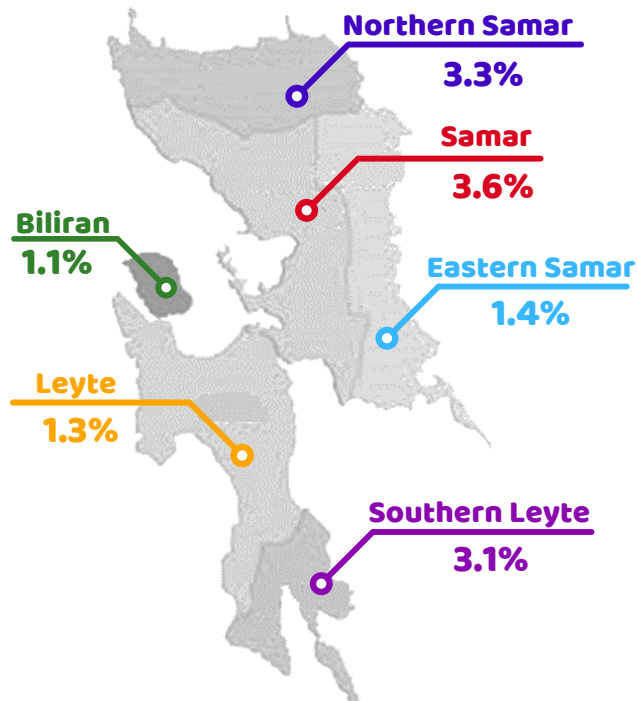
Inflation rate in EV inches up to **1.9%** in October 2020



FOOD & NON-ALCOHOLIC BEVERAGES drops to **1.7%** IR in October 2020

Commodity Group	Oct 2020	Sep 2020
 All Items	1.9%	1.8%
 Food & Non-Alcoholic Beverages	1.7%	2.2%
 Alcoholic Beverages and Tobacco	7.5%	7.6%
 Clothing and Footwear	2.9%	3.1%
 Housing, Water, Electricity, Gas & Other Fuels	0.8%	-0.7%
 Furnishings, Household Equipment & Routine Maintenance of the House	3.0%	2.7%
 Health	1.0%	1.0%
 Transport	3.1%	2.7%
 Communication	-1.7%	-1.7%
 Recreation and Culture	-1.8%	-1.9%
 Education	0.4%	0.4%
 Restaurant and Miscellaneous Goods and Services	4.3%	4.7%

SAMAR posts highest inflation rate in EV



PURCHASING POWER OF PESO (PPP)



PPP in EV was recorded at P 0.79. This implies that goods and services worth P79.00 in 2012 is already worth P100.00 in October 2020.

Biliran registered the **strongest PPP** at P 0.82, while **Samar** posted the **weakest** at P 0.73.