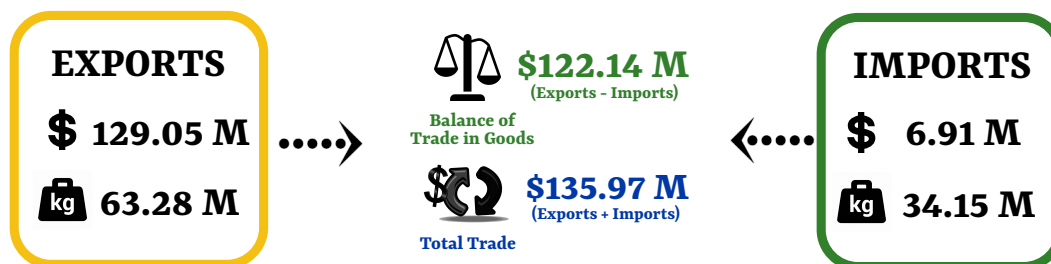


# FOREIGN TRADE STATISTICS EASTERN VISAYAS (May 2020)

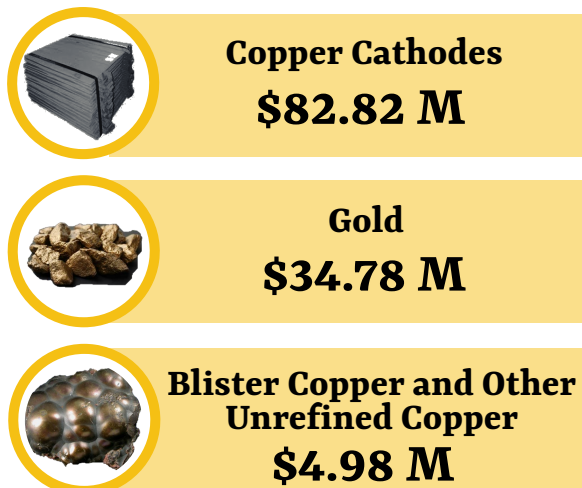
Reference No. IG-202008-0800-26

Date of Release: 27 August 2020

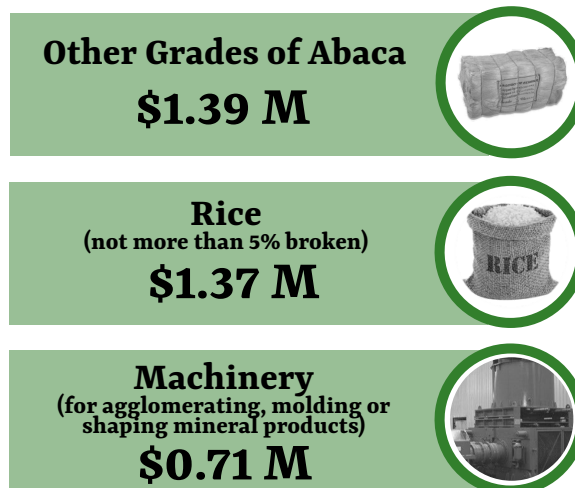
## EV posts \$122.14 Million Trade Surplus in May 2020



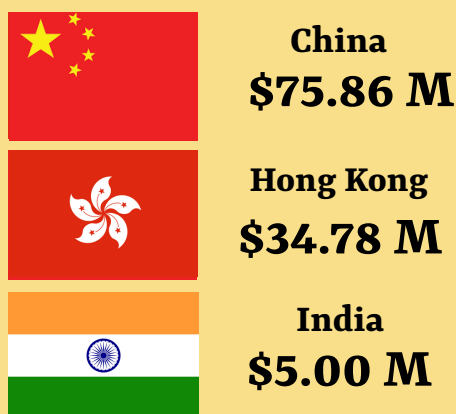
### TOP EXPORT COMMODITIES



### TOP IMPORT COMMODITIES



### TOP EXPORT DESTINATIONS



### TOP IMPORT SUPPLIERS



#### Notes:

- Export and Import Trade Statistics are compiled from copies of export and import documents submitted to the Bureau of Customs (BOC) by exporters and importers or their authorized representatives as required by law.
- All documents (hard copies and e-files) received before the cut-off date (every 25th day of the month) are compiled, processed and generated in monthly statistical tables for the preparation of Press Release. All documents received after the cut-off date, however, are processed and included in the generation of the revised monthly statistical tables.

Source: Philippine Statistics Authority