





CONSTRUCTION STATISTICS EASTERN VISAYAS: 1ST QUARTER 2020 (Preliminary Results)

Reference No. IG-202008-0800-25







Date of Release: 26 August 2020



A total of **985 constructions** were recorded in the First Quarter of 2020 with an aggregate value of **Php 2.1 Billion**

RESIDENTIAL	NON - RESIDENTIAL	ADDITIONS/ ALTERATIONS AND REPAIR
		
635 buildings	231 buildings	119 buildings
FLOOR AREA (in square meters)		
89,582	124,771	1,201*
VALUE (in thousand pesos)		
863,436	1,062,813	139,775

* for additions only

Leyte		596
Southern Leyte		146
Northern Samar		73
Samar		72
Eastern Samar		56
Biliran		42



LEYTE
 shared **three-fifths**
 of the total number
 of constructions in
 the region

Legend:

 50 constructions

AVERAGE COST PER SQUARE METER



₱ 9,639



₱ 8,518

Notes:

- Construction statistics are compiled from the copies of approved building permits as well as from demolition and fencing permits collected every month from the Offices of Local Building Officials.
- Data on building constructions refers to those proposed to be constructed or construction work has started during the reference period and; not completed constructions.

Source: Philippine Statistics Authority