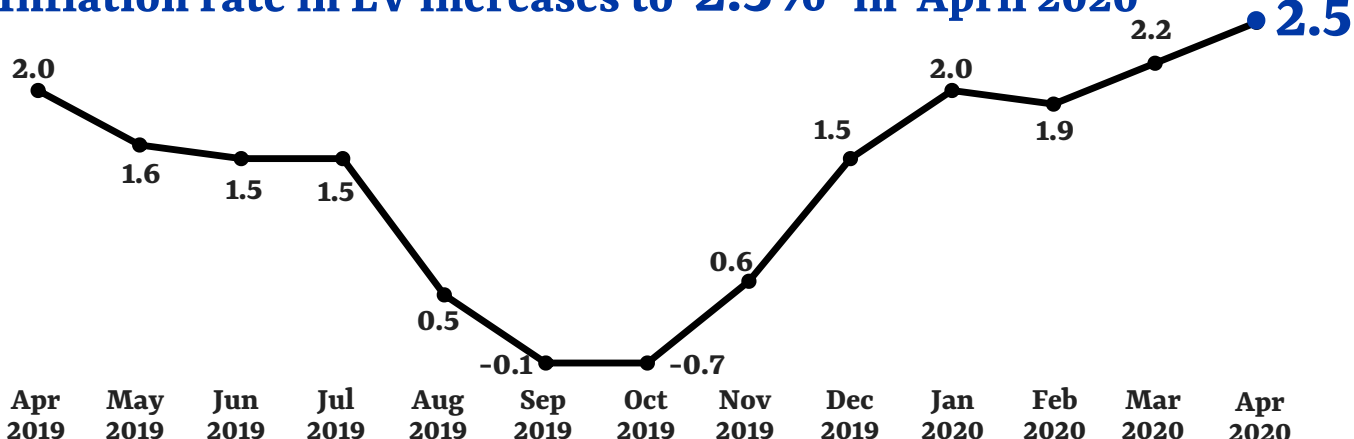


APRIL 2020 PRICE STATISTICS EASTERN VISAYAS (2012=100)













Reference No. IG-202005-0800-21

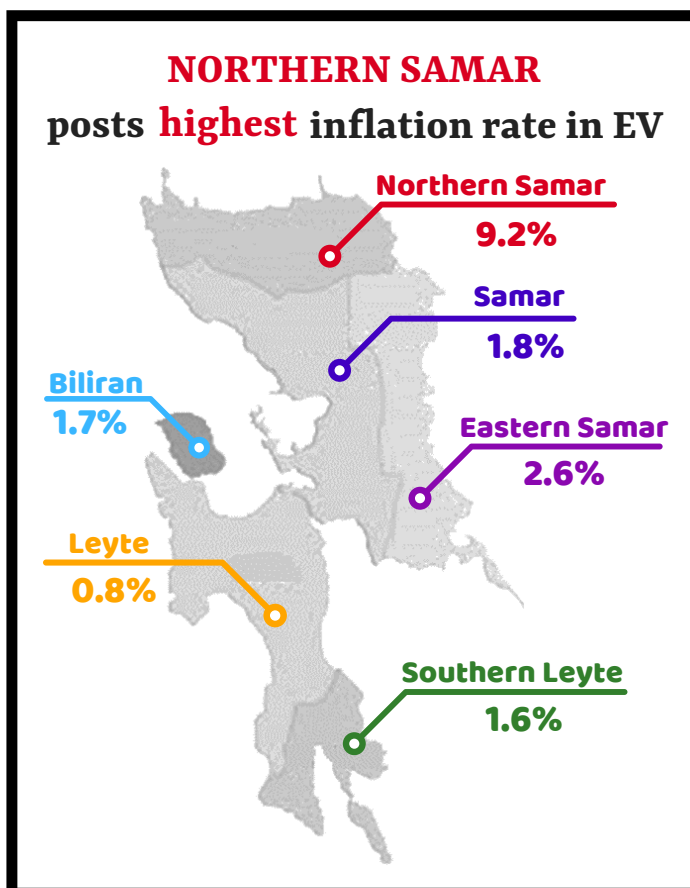
Date of Release: 12 May 2020

Inflation rate in EV increases to 2.5% in April 2020



FOOD & NON-ALCOHOLIC BEVERAGES registers a 3.1% IR in April 2020

Commodity Group	Mar 2020	Mar 2020
 All Items	2.5%	2.2%
 Food & Non-Alcoholic Beverages	3.1%	1.8%
 Alcoholic Beverages and Tobacco	8.8%	9.1%
 Clothing and Footwear	4.9%	2.9%
 Housing, Water, Electricity, Gas & Other Fuels	1.4%	0.1%
 Furnishings, Household Equipment & Routine Maintenance of the House	3.2%	4.3%
 Health	1.1%	1.6%
 Transport	-4.3%	0.9%
 Communication	-1.1%	1.3%
 Recreation and Culture	1.9%	1.4%
 Education	5.3%	5.3%
 Restaurant and Miscellaneous Goods and Services	4.9%	5.4%



PURCHASING POWER OF PESO (PPP)



PPP in EV was recorded at P 0.78. This implies that goods and services worth P78.00 in 2012 is already worth P100.00 in April 2020.

Biliran registered the strongest PPP at P 0.82, while Northern Samar posted the weakest at P 0.69.

Source: Philippine Statistics Authority