





# CONSTRUCTION STATISTICS EASTERN VISAYAS: 4TH QUARTER 2019 (Preliminary Results)

Reference No. IG-202004-0800-19







Date of Release: 24 April 2020



A total of **960 constructions** were recorded in the Fourth Quarter of 2019 with an aggregate value of **Php 1.8 Billion**

RESIDENTIAL	NON - RESIDENTIAL	ADDITIONS/ ALTERATIONS AND REPAIR
		
<b>579 buildings</b>	<b>212 buildings</b>	<b>169 buildings</b>
FLOOR AREA (in square meters)		
<b>84,939</b>	<b>88,556</b>	<b>845*</b>
VALUE (in thousand pesos)		
<b>779,917</b>	<b>809,830</b>	<b>183,157</b>

\* for additions only

<b>Leyte</b>		<b>440</b>
<b>Eastern Samar</b>		<b>177</b>
<b>Northern Samar</b>		<b>134</b>
<b>Southern Leyte</b>		<b>102</b>
<b>Samar</b>		<b>67</b>
<b>Biliran</b>		<b>40</b>



**LEYTE**  
 shared almost half  
 of the total number  
 of constructions in  
 the region

Legend:

 50 constructions

## AVERAGE COST PER SQUARE METER



Residential  
 Building

₱ **9,182**



Non-Residential  
 Building

₱ **9,145**

### Notes:

1. Construction statistics are compiled from the copies of approved building permits as well as from demolition and fencing permits collected every month from the Offices of Local Building Officials.
2. Data on building constructions refers to those proposed to be constructed or construction work has started during the reference period and; not completed constructions.

Source: Philippine Statistics Authority