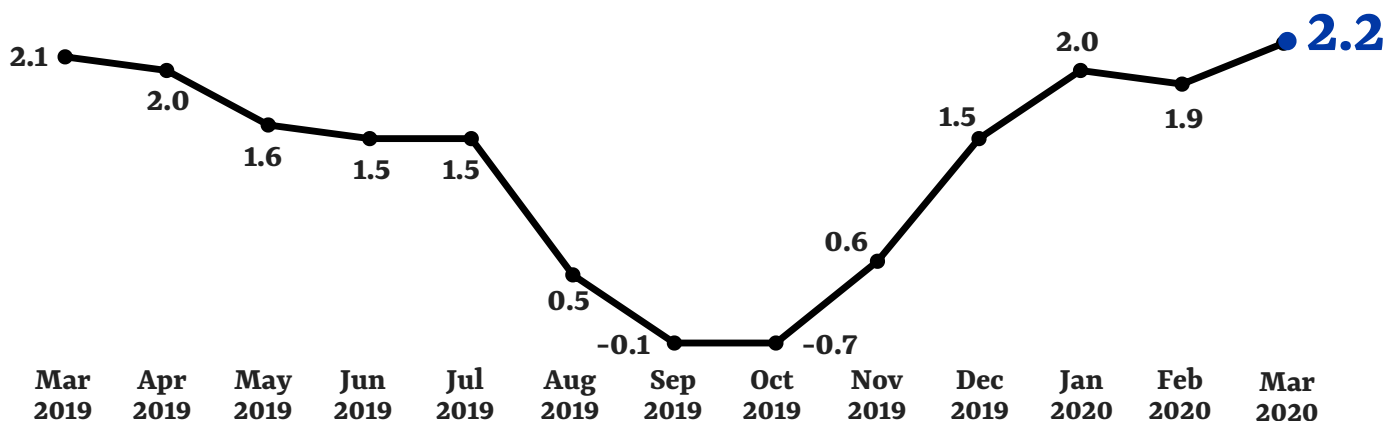


MARCH 2020 PRICE STATISTICS EASTERN VISAYAS (2012=100)













Reference No. IG-202004-0800-17

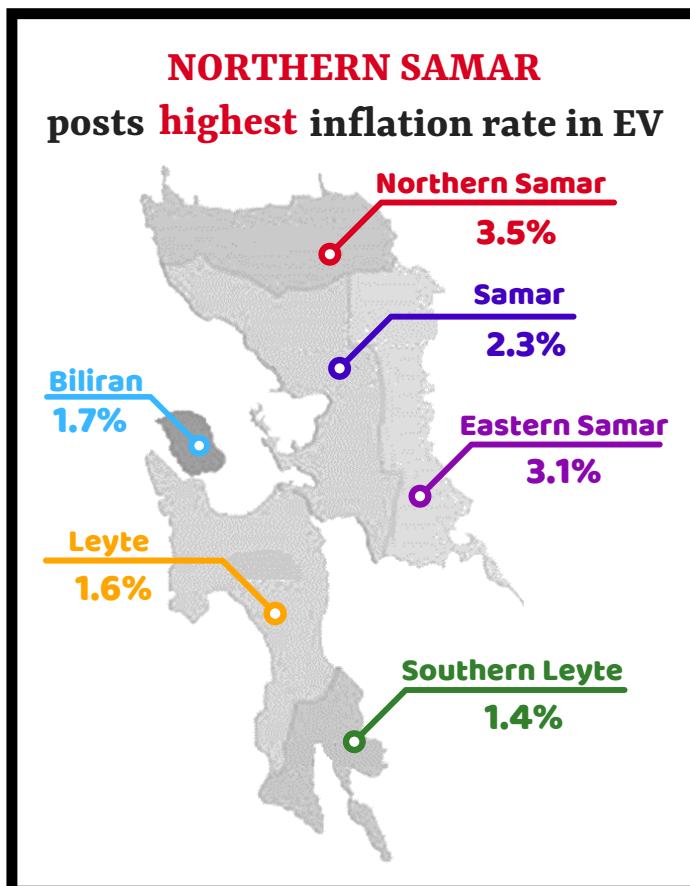
Date of Release: 21 April 2020

Inflation rate in EV increases to 2.2% in March



FOOD & NON-ALCOHOLIC BEVERAGES registers 1.8% in March

Commodity Group	Mar 2020	Feb 2020
 All Items	2.2%	1.9%
 Food & Non-Alcoholic Beverages	1.8%	1.6%
 Alcoholic Beverages and Tobacco	9.1%	8.5%
 Clothing and Footwear	2.9%	2.8%
 Housing, Water, Electricity, Gas & Other Fuels	0.1%	-0.9%
 Furnishings, Household Equipment & Routine Maintenance of the House	4.3%	4.5%
 Health	1.6%	1.2%
 Transport	0.9%	4.9%
 Communication	1.3%	1.2%
 Recreation and Culture	1.4%	1.4%
 Education	5.3%	5.3%
 Restaurant and Miscellaneous Goods and Services	5.4%	5.0%



PURCHASING POWER OF PESO (PPP)



PPP in EV was recorded at P 0.79. This implies that goods and services worth P79.00 in 2012 is already worth P100.00 in March 2020.

Biliran, Leyte and Southern Leyte registered the **strongest PPP** at **P 0.81**, while **Northern Samar** posted the **weakest** at **P 0.73**.

Source: Philippine Statistics Authority