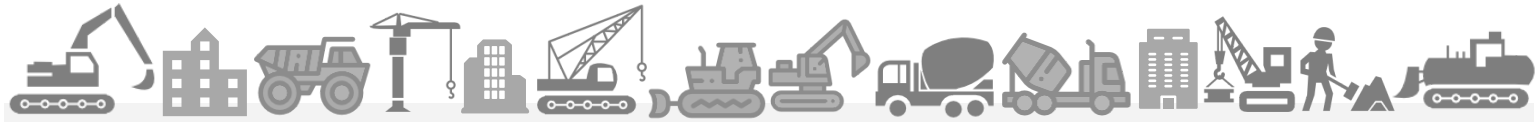





CONSTRUCTION STATISTICS EASTERN VISAYAS: 3RD QUARTER 2019 (Preliminary Results)

Reference No. IG-202002-0800-08_







Date of Release: 14 February 2020




A total of **1,236 constructions** were recorded in the Third Quarter of 2019 with an aggregate value of **Php 3.7 Billion**

RESIDENTIAL	NON - RESIDENTIAL	ADDITIONS/ ALTERATIONS AND REPAIR
		
824 buildings	291 buildings	121 buildings
FLOOR AREA (in square meters)		
139,101	195,850	1,497*
VALUE (in thousand pesos)		
1,105,794	2,465,473	150,488


* for additions only

Leyte		693
Southern Leyte		162
Northern Samar		113
Eastern Samar		111
Biliran		96
Samar		61



LEYTE

recorded the highest number of constructions

Legend:  50 constructions

AVERAGE COST PER SQUARE METER



₱ 7,950



₱ 12,589

Notes:

1. Construction statistics are compiled from the copies of approved building permits as well as from demolition and fencing permits collected every month from the Offices of Local Building Officials.
2. Data on private building constructions refers to those proposed to be constructed or construction work has started during the reference period and; not completed constructions.

Source: Philippine Statistics Authority