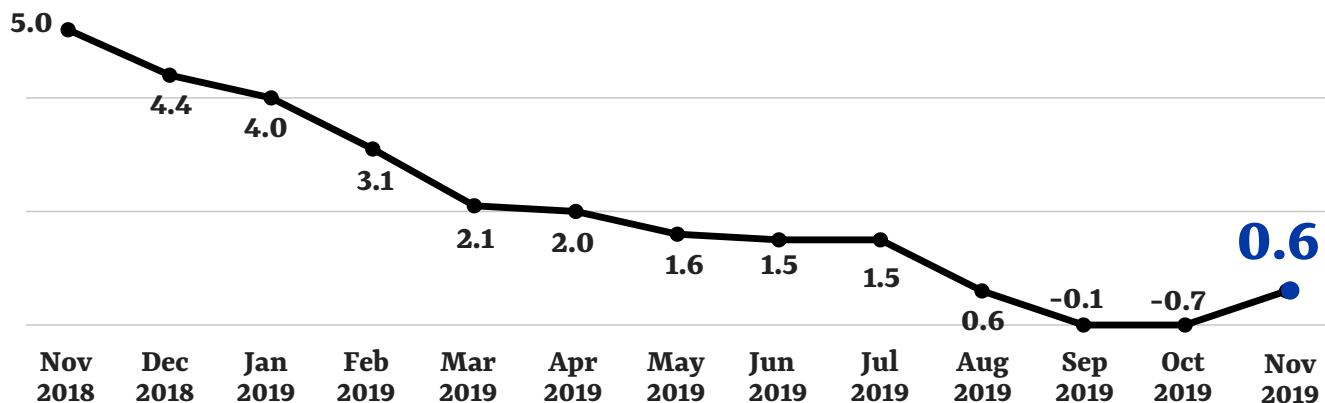


NOVEMBER 2019 PRICE STATISTICS EASTERN VISAYAS (2012=100)













Reference No. IG-201912-0800-45

Date of Release: 23 December 2019

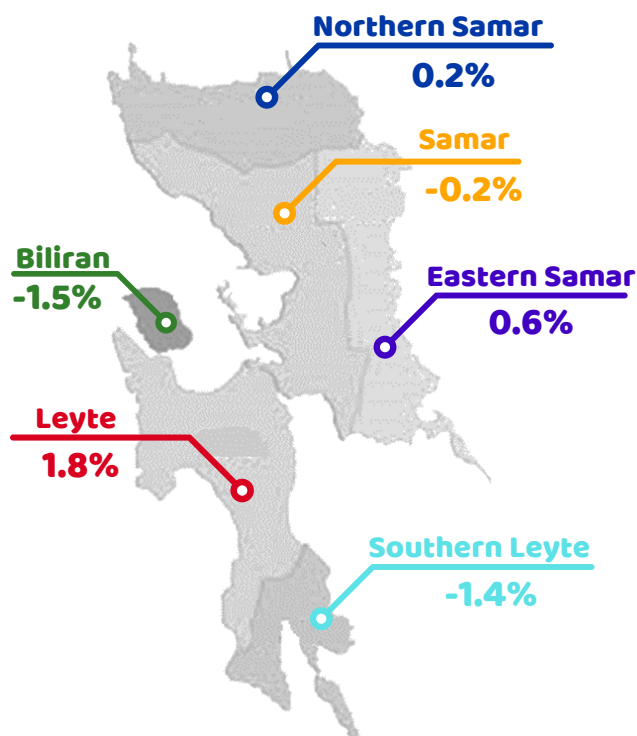
Inflation rate in EV rebounds by 0.6%



FOOD & NON-ALCOHOLIC BEVERAGES registers -1.0% in November

Commodity Group	Nov 2019	Oct 2019
 All Items	0.6%	-0.7%
 Food & Non-Alcoholic Beverages	-1.0%	-2.6%
 Alcoholic Beverages and Tobacco	7.1%	4.7%
 Clothing and Footwear	3.4%	3.1%
 Housing, Water, Electricity, Gas & Other Fuels	-0.8%	-2.9%
 Furnishings, Household Equipment & Routine Maintenance of the House	6.3%	6.5%
 Health	2.9%	3.3%
 Transport	1.0%	-
 Communication	1.1%	1.1%
 Recreation and Culture	1.4%	1.8%
 Education	5.3%	5.3%
 Restaurant and Miscellaneous Goods and Services	4.9%	4.2%

LEYTE posts highest inflation rate in EV



PURCHASING POWER OF PESO (PPP)



PPP in EV was recorded at P 0.80. This implies that P100.00 in 2012 (base year) is worth P 80.00 only in November 2019

Biliran registered the **strongest PPP** at P 0.83, while **Northern Samar** and **Samar** posted the **weakest** at P 0.75.

Source: Philippine Statistics Authority