





CONSTRUCTION STATISTICS EASTERN VISAYAS: 2ND QUARTER 2019 (Preliminary Results)

Reference No. IG-201912-0800-43

Date of Release: 3 December 2019



A total of **1,191 constructions** were recorded in the Second Quarter of 2019 with an aggregate value of **Php 2.7 Billion**

RESIDENTIAL	NON - RESIDENTIAL	ADDITIONS/ ALTERATIONS AND REPAIR
		
712 buildings	234 buildings	245 buildings
FLOOR AREA (in square meters)		
146,648	133,781	9,587*
VALUE (in thousand pesos)		
1,298,386	1,252,636	175,456

* for additions only

Leyte  691

Northern Samar  244

Southern Leyte  138

Samar  50

Eastern Samar  36

Biliran  32

LEYTE recorded the highest number of constructions

Legend:

 50 constructions

AVERAGE COST PER SQUARE METER


Residential Building

₱ 8,854


Non-Residential Building

₱ 9,363

Notes:

1. Construction statistics are compiled from the copies of approved building permits as well as from demolition and fencing permits collected every month from the Offices of Local Building Officials.
2. Data on private building constructions refers to those proposed to be constructed or construction work has started during the reference period and; not completed constructions.

Source: Philippine Statistics Authority