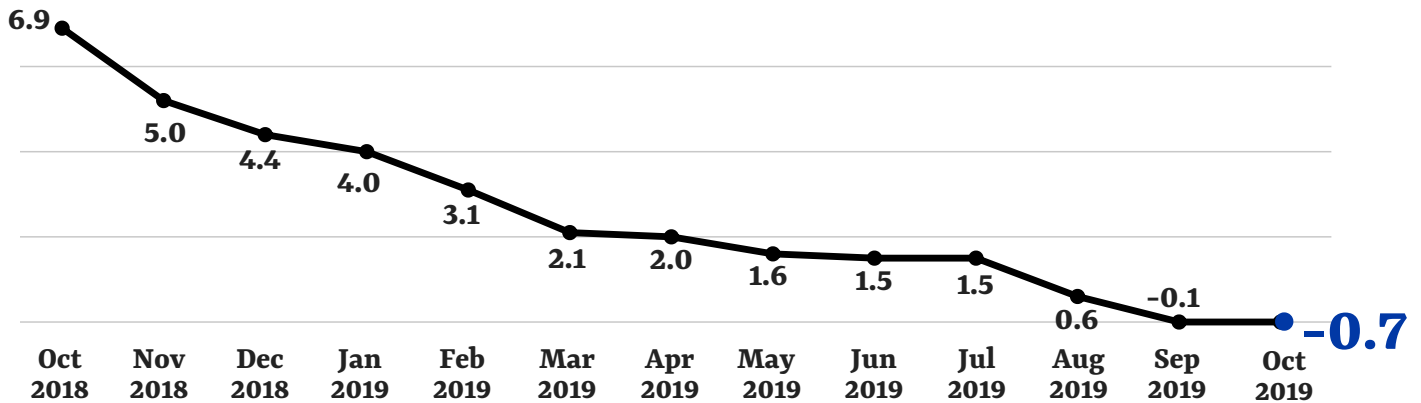


# OCTOBER 2019 PRICE STATISTICS EASTERN VISAYAS (2012=100)













Reference No. IG-201911-0800-38

Date of Release: 15 November 2019

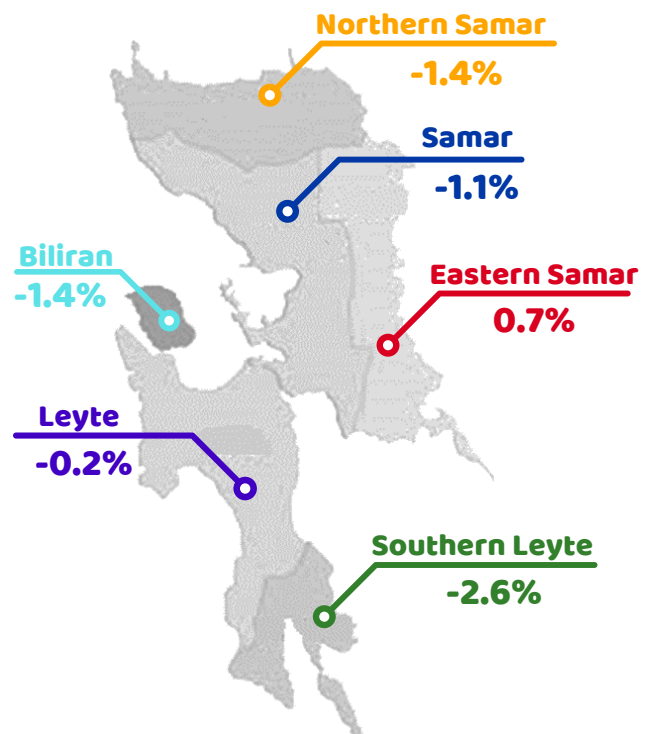
## Eastern Visayas records 0.7% deflation



## FOOD & NON-ALCOHOLIC BEVERAGES slows down further to -2.6% in October

Commodity Group	Oct 2019	Sep 2019
 All Items	-0.7%	-0.1%
 Food & Non-Alcoholic Beverages	-2.6%	-2.2%
 Alcoholic Beverages and Tobacco	4.7%	4.4%
 Clothing and Footwear	3.1%	3.0%
 Housing, Water, Electricity, Gas & Other Fuels	-2.9%	-0.9%
 Furnishings, Household Equipment & Routine Maintenance of the House	6.5%	6.3%
 Health	3.3%	3.2%
 Transport	-	1.1%
 Communication	1.1%	1.1%
 Recreation and Culture	1.8%	2.2%
 Education	5.3%	5.3%
 Restaurant and Miscellaneous Goods and Services	4.2%	3.9%

## EASTERN SAMAR posts highest inflation rate in EV



## PURCHASING POWER OF PESO (PPP)



PPP in EV was recorded at P 0.80. This implies that P100.00 in 2012 (base year) is worth P 80.00 only in October 2019

**Biliran** registered the **strongest PPP** at P 0.83, while **Northern Samar** and **Samar** posted the **weakest** at P 0.76.

Source: Philippine Statistics Authority