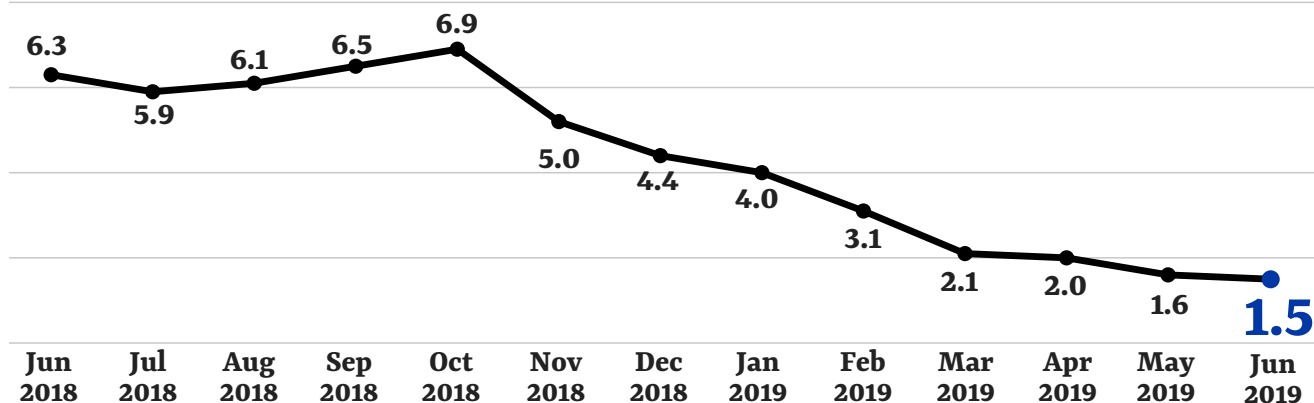


JUNE 2019 PRICE STATISTICS EASTERN VISAYAS (2012=100)













Reference No. IG-201907-0800-23

Date of Release: 11 July 2019


Inflation rate in EV eases to 1.5%



FOOD & NON-ALCOHOLIC BEVERAGES register slower IR at 1.5% in June

Commodity Group	Jun 2019	May 2019
 All Items	1.5%	1.6%
 Food & Non-Alcoholic Beverages	1.5%	2.3%
 Alcoholic Beverages and Tobacco	4.1%	3.8%
 Clothing and Footwear	3.2%	2.6%
 Housing, Water, Electricity, Gas & Other Fuels	1.1%	-1.1%
 Furnishings, Household Equipment & Routine Maintenance of the House	6.1%	5.8%
 Health	3.5%	3.6%
 Transport	3.7%	5.9%
 Communication	0.9%	0.3%
 Recreation and Culture	4.0%	3.6%
 Education	-16.4%	-16.4%
 Restaurant and Miscellaneous Goods and Services	3.2%	2.3%

LEYTE posts highest inflation rate in EV



PURCHASING POWER OF PESO (PPP)



PPP in EV was recorded at P 0.80. This implies that P100.00 in 2012 (base year) is worth P 80.00 only in June 2019

Southern Leyte registered the strongest PPP at P 0.82, while **Northern Samar** and **Samar** posted the weakest at P 0.76

Source: Philippine Statistics Authority