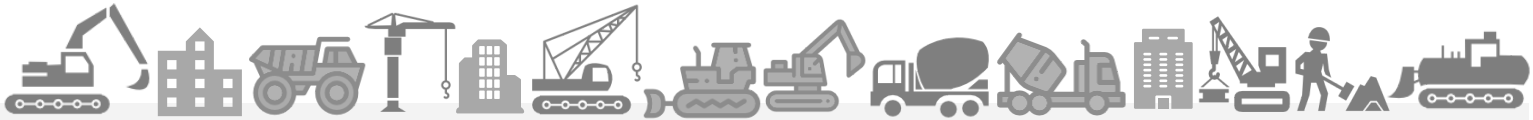





# CONSTRUCTION STATISTICS EASTERN VISAYAS: 1ST QUARTER 2019 (Preliminary Results)

Reference No. IG-201906-0800-21


Date of Release: 21 June 2019



A total of **1,355 constructions** were recorded in the First Quarter of 2019 with an aggregate value of **Php 2.6 Billion**

RESIDENTIAL	NON - RESIDENTIAL	ADDITIONS/ ALTERATIONS AND REPAIR
		
<b>867 buildings</b>	<b>293 buildings</b>	<b>195 buildings</b>
FLOOR AREA (in square meters)		
<b>130,746</b>	<b>177,155</b>	<b>1,061*</b>
VALUE (in thousand pesos)		
<b>1,063,875</b>	<b>1,369,119</b>	<b>175,546</b>

\* for additions only



## AVERAGE COST PER SQUARE METER



**₱ 8,137**



**₱ 7,728**

### Notes:

- Construction statistics are compiled from the copies of approved building permits as well as from demolition and fencing permits collected every month from the Offices of Local Building Officials.
- Data on private building constructions refers to those proposed to be constructed or construction work has started during the reference period and; not completed constructions.

Source: Philippine Statistics Authority