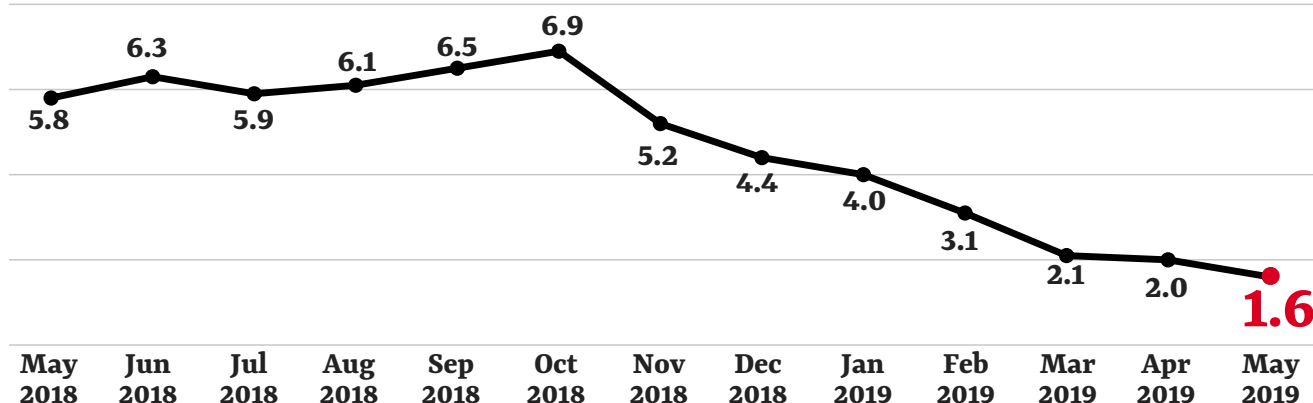


MAY 2019 PRICE STATISTICS EASTERN VISAYAS (2012=100)













Reference No. IG-201906-0800-19

Date of Release: 19 June 2019

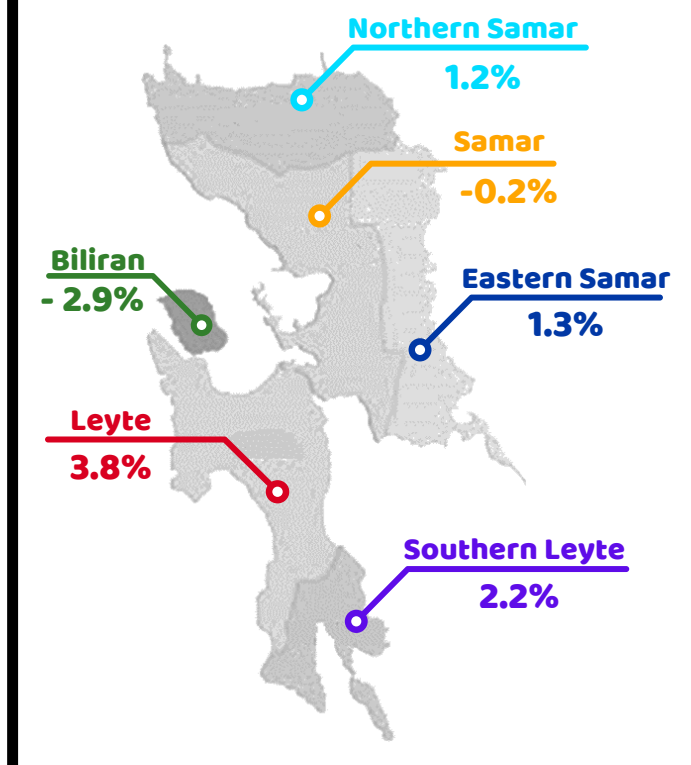
Inflation rate in EV declines to 1.6%



FOOD & NON-ALCOHOLIC BEVERAGES register slower IR at 2.3% in May

Commodity Group	May 2019	Apr 2019
 All Items	1.6%	2.0%
 Food & Non-Alcoholic Beverages	2.3%	2.5%
 Alcoholic Beverages and Tobacco	3.8%	4.1%
 Clothing and Footwear	2.6%	2.9%
 Housing, Water, Electricity, Gas & Other Fuels	-1.1%	0.2%
 Furnishings, Household Equipment & Routine Maintenance of the House	5.8%	5.9%
 Health	3.6%	3.5%
 Transport	5.9%	5.5%
 Communication	0.3%	0.4%
 Recreation and Culture	3.6%	3.5%
 Education	-16.4%	-16.4%
 Restaurant and Miscellaneous Goods and Services	2.3%	2.3%

LEYTE posts highest inflation rate in EV



PURCHASING POWER OF PESO (PPP)

PPP in EV was recorded at P 0.80. This implies that goods and services worth Php 100 in May 2019 only cost Php 80 in 2012.

Biliran registered the **strongest PPP** at P 0.84, while **Northern Samar** posted the **weakest** at P 0.76

Source: Philippine Statistics Authority