

# FOREIGN TRADE STATISTICS EASTERN VISAYAS (February 2019)

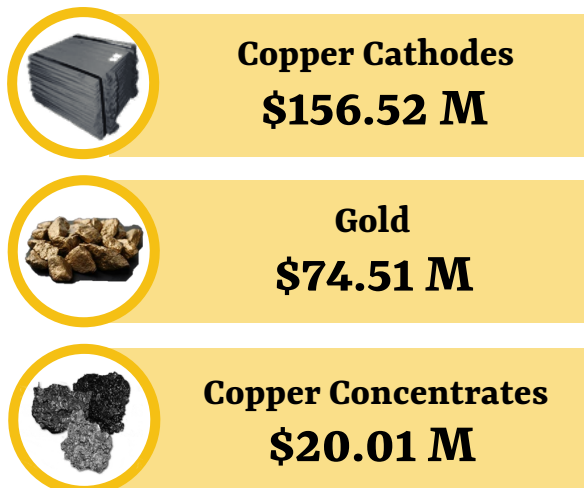
Reference No. IG-201905-0800-18

Date of Release: 22 May 2019

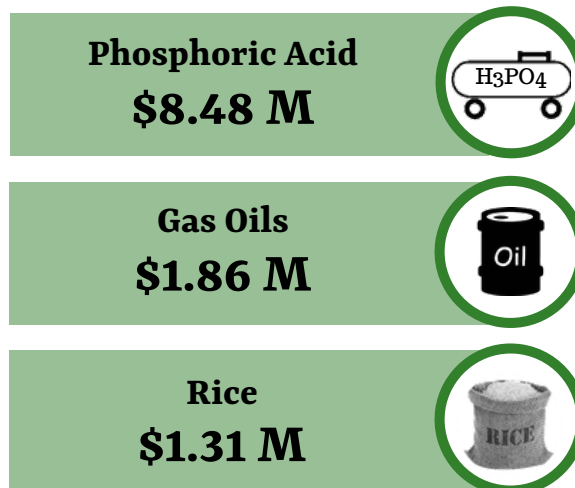
 **EV posts \$241.17 Million Trade Surplus in February 2019**



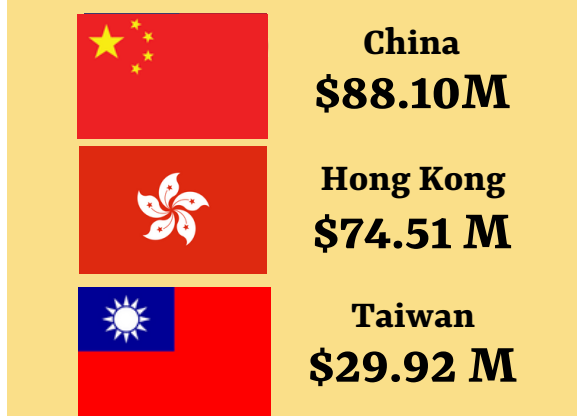
### TOP EXPORT COMMODITIES




### TOP IMPORT COMMODITIES



### TOP EXPORT DESTINATIONS



### TOP IMPORT SUPPLIERS



Notes:

- Export and Import Trade Statistics are compiled from copies of export and import documents submitted to the Bureau of Customs (BOC) by exporters and importers or their authorized representatives as required by law.
- All documents (hard copies and e-files) received before the cut-off date (every 25th day of the month) are compiled, processed and generated in monthly statistical tables for the preparation of Press Release. All documents received after the cut-off date, however, are processed and included in the generation of the revised monthly statistical tables.

Source: Philippine Statistics Authority