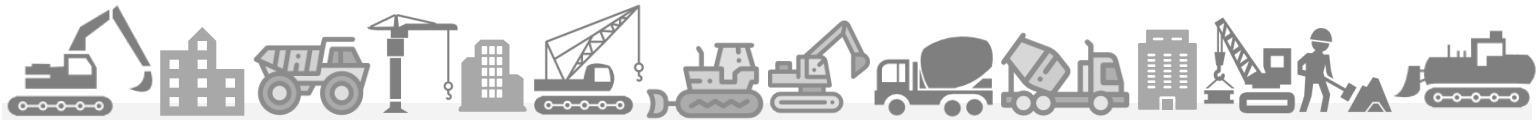





CONSTRUCTION STATISTICS EASTERN VISAYAS: 4TH QUARTER 2018 (Preliminary Results)

Reference No. IG-201903-0800-13







Date of Release: 25 March 2019



A total of **1,189 constructions** were recorded in the Fourth Quarter of 2018 with an aggregate value of **Php 2.4 Billion**

RESIDENTIAL	NON - RESIDENTIAL	ADDITIONS/ ALTERATIONS AND REPAIR
		
774 buildings	225 buildings	190 buildings
FLOOR AREA (in square meters)		
129,559	152,711	1,487*
VALUE (in thousand pesos)		
1,086,678	1,166,236	147,597

* for additions only

Leyte		750
Northern Samar		157
Southern Leyte		115
Biliran		68
Samar		57
Eastern Samar		42

 **LEYTE** recorded the highest number of constructions

Legend:

 50 constructions

AVERAGE COST PER SQUARE METER


Residential Building

₱ 8,388


Non-Residential Building

₱ 7,637

Notes:

- Construction statistics are compiled from the copies of approved building permits as well as from demolition and fencing permits collected every month from the Offices of Local Building Officials.
- Data on private building constructions refers to those proposed to be constructed or construction work has started during the reference period and; not completed constructions.

Source: Philippine Statistics Authority