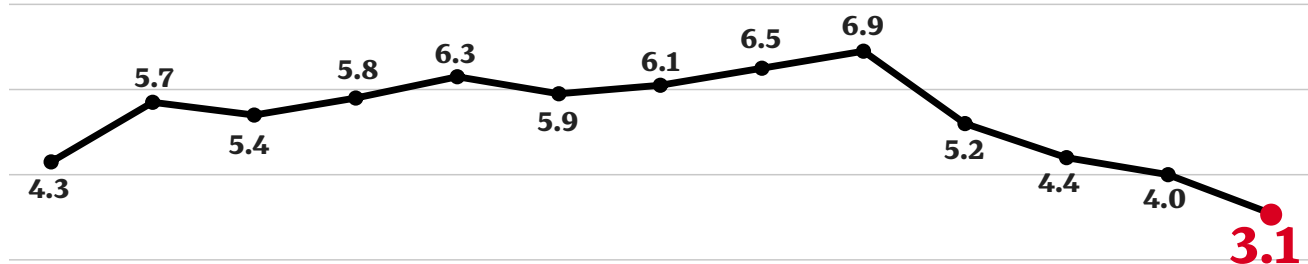


FEBRUARY 2019 PRICE STATISTICS EASTERN VISAYAS (2012=100)

Reference No. IG-201903-0800-11

Date of Release: 14 March 2019

Inflation rate in EV decreases further to 3.1%















Feb 2018	Mar 2018	Apr 2018	May 2018	Jun 2018	Jul 2018	Aug 2018	Sept 2018	Oct 2018	Nov 2018	Dec 2018	Jan 2019	Feb 2019
----------	----------	----------	----------	----------	----------	----------	-----------	----------	----------	----------	----------	----------


FOOD & NON-ALCOHOLIC BEVERAGES register 4.0% inflation rate in February

Jan 2019

Feb 2019

4.0%	 All Items	▼	3.1%
5.3%	 Food & Non-Alcoholic Beverages	▼	4.0%
17.4%	 Alcoholic Beverages and Tobacco	▼	9.2%
2.2%	 Clothing and Footwear	▲	2.8%
3.9%	 Housing, Water, Electricity, Gas & Other Fuels	▼	3.6%
4.5%	 Furnishings, Household Equipment & Routine Maintenance of the House	▲	5.3%
3.9%	 Health	▼	3.8%
2.5%	 Transport	▼	0.4%
0.4%	 Communication	-	0.4%
3.7%	 Recreation and Culture	▼	3.5%
-16.4%	 Education	-	-16.4%
1.6%	 Restaurant and Miscellaneous Goods and Services	▲	1.9%

EASTERN SAMAR posts highest inflation rate in EV



PURCHASING POWER OF PESO (PPP)



PPP in EV was recorded at P 0.80. This implies that goods and services worth Php 100 in February 2019 costs Php 80 only in 2012.

Biliran, Leyte and Southern Leyte registered the strongest PPP at P 0.82, while Northern Samar and Samar posted the weakest at P 0.76

Source: Philippine Statistics Authority