

#WeMeanPower

Eastern Visayas

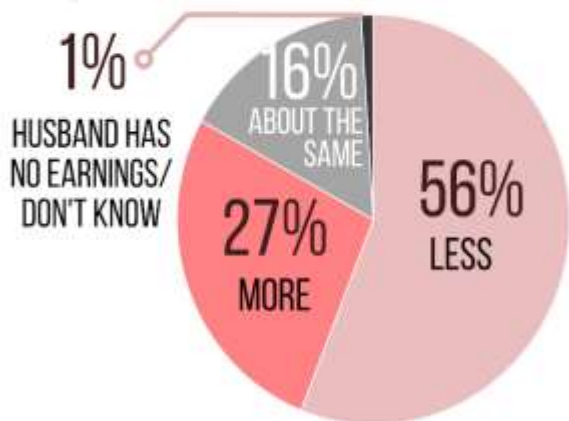
Results from the 2017 National Demographic and Health Survey

Reference No. IG-201810-0800-42

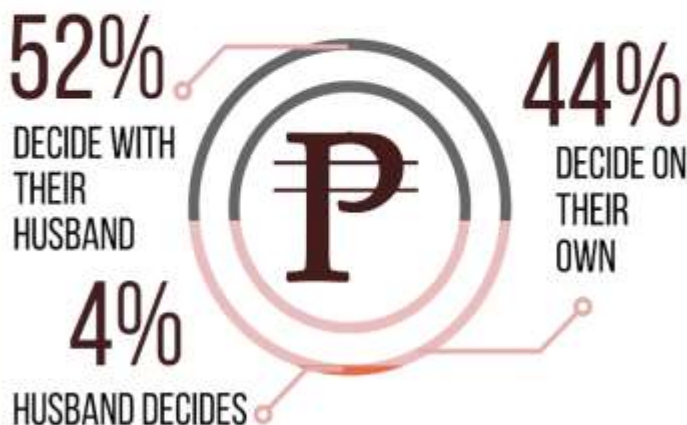
31 October 2018

WOMEN'S EARNINGS VS HUSBAND'S EARNINGS

Percent distribution of working married women age 15-49 by whether she earned more or less than her husband

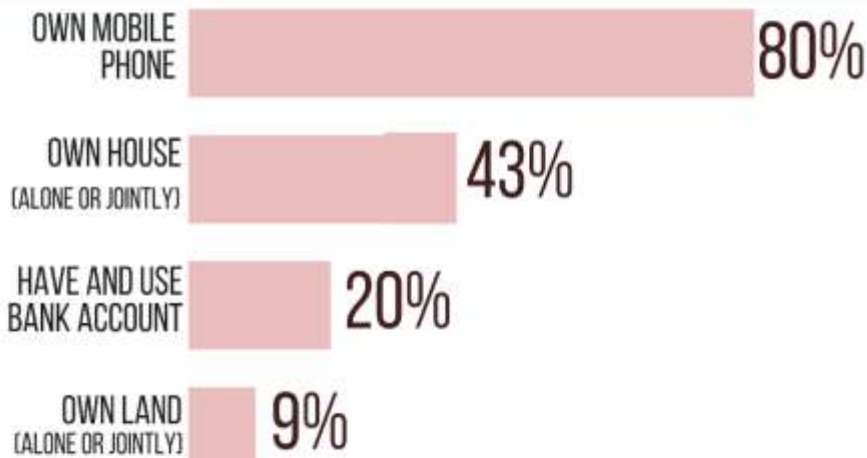


CONTROL OVER WOMEN'S EARNINGS



ASSET OWNERSHIP

(AMONG WOMEN AGE 15-49)



PARTICIPATION IN DECISION MAKING

83% OF MARRIED WOMEN AGE 15-49

PARTICIPATE IN DECISIONS, EITHER ALONE OR JOINTLY WITH THEIR HUSBAND REGARDING THEIR OWN HEALTHCARE, MAJOR HOUSEHOLD PURCHASES AND VISITS TO FAMILY RELATIVES.



WOMEN'S PERCEPTION

94% OF MARRIED WOMEN AGE 15-49

CAN SAY "NO" TO THEIR HUSBAND IF THEY DO NOT WANT SEXUAL INTERCOURSE



www.rss08.psa.gov.ph



psa_reg8@yahoo.com



USAID
FROM THE AMERICAN PEOPLE

www.DHSProgram.com