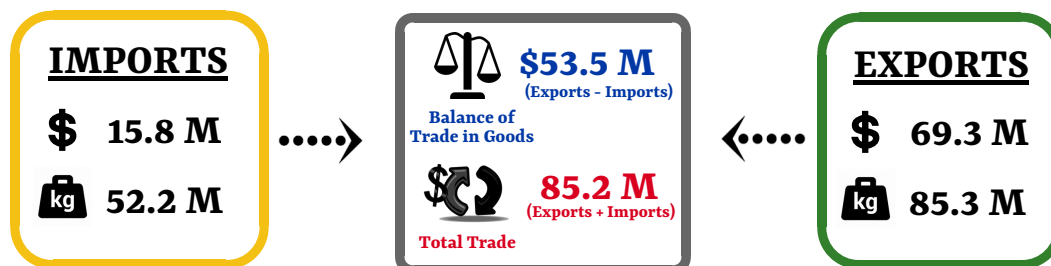


FOREIGN TRADE STATISTICS EASTERN VISAYAS (July 2018)

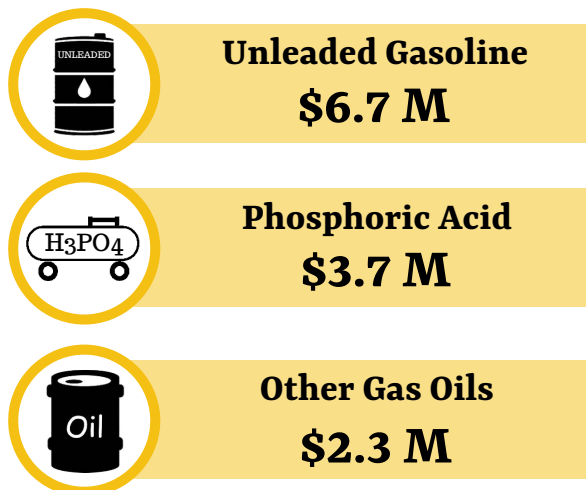
Reference No. IG-201810-0800-30

Date of Release: 18 October 2018


EV records \$53.5 Million Trade Surplus in July 2018



TOP IMPORT COMMODITIES



TOP EXPORT COMMODITIES



TOP IMPORT SUPPLIERS



TOP EXPORT DESTINATIONS



Notes:

- Export and Import Trade Statistics are compiled from copies of export and import documents submitted to the Bureau of Customs (BOC) by exporters and importers or their authorized representatives as required by law.
- All documents (hard copies and e-files) received before the cut-off date (every 25th day of the month) are compiled, processed and generated in monthly statistical tables for the preparation of Press Release. All documents received after the cut-off date, however, are processed and included in the generation of the revised monthly statistical tables.

Source: Philippine Statistics Authority