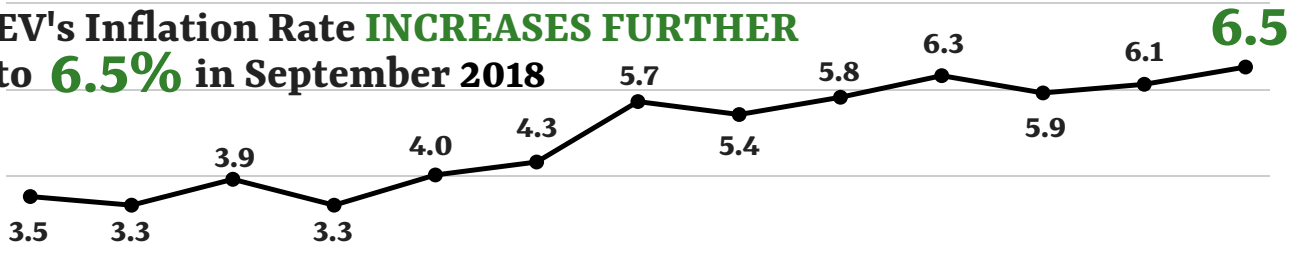


# SEPTEMBER 2018 PRICE STATISTICS EASTERN VISAYAS (2012=100)

Reference No. IG-201810-0800-29

Date of Release: 16 October 2018













## EV's Inflation Rate **INCREASES FURTHER** to **6.5%** in September 2018

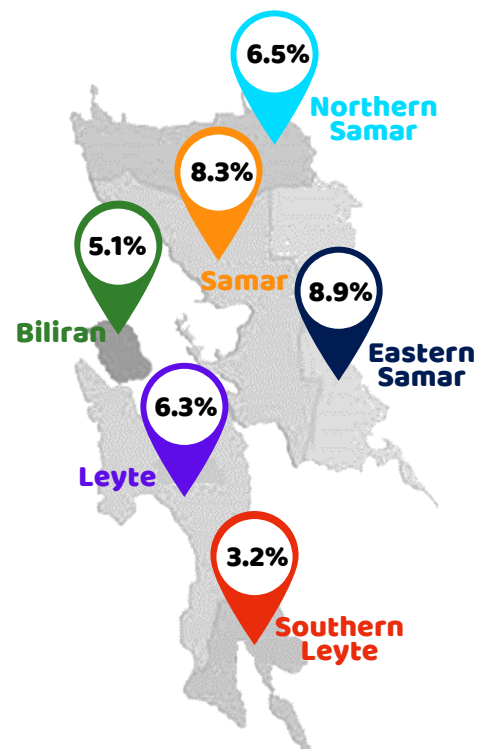


Sept 2017   Oct 2017   Nov 2017   Dec 2017   Jan 2018   Feb 2018   Mar 2018   Apr 2018   May 2018   Jun 2018   Jul 2018   Aug 2018   Sept 2018

## FOOD & NON-ALCOHOLIC BEVERAGES registers **9.2%** inflation rate in September

## EASTERN SAMAR posts highest inflation rate in EV

	August 2018		September 2018
 All Items	6.1	↑	6.5
 Food & Non-Alcoholic Beverages	8.6	↑	9.2
 Alcoholic Beverages and Tobacco	21.2	↓	20.5
 Clothing and Footwear	1.5	↑	1.7
 Housing, Water, Electricity, Gas & Other Fuels	5.3	↑	6.1
 Furnishings, Household Equipment & Routine Maintenance of the House	3.8	↓	2.6
 Health	2.6	↑	2.8
 Transport	6.8	↑	7.2
 Communication	0.3	-	0.3
 Recreation and Culture	3.9	↓	3.0
 Education	(16.2)	-	(16.2)
 Restaurant and Miscellaneous Goods and Services	2.1	↓	1.8



The **PURCHASING POWER OF PESO (PPP)** of EV weakened to **Php 0.80**. The PPP implies that goods and services worth Php 100 in September 2018 only costs Php 80 in 2012. Among the provinces, Leyte recorded the strongest PPP at Php 0.83, while Northern Samar and Samar posted the weakest PPP at Php 0.75.

Source: Philippine Statistics Authority