

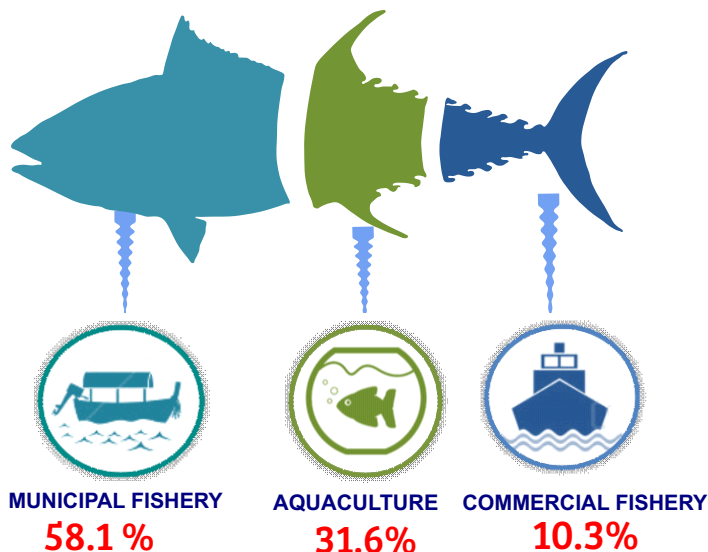
# FISHERY SITUATION EASTERN VISAYAS (2017)

Reference No.: IG-201810-0800-029

Date of Release: October 5, 2018


## EV TOTAL FISHERY PRODUCTION

**136,141 MT**




## LEYTE IS THE HIGHEST FISHERY PRODUCER


**LEYTE**  
46,361 MT



**SAMAR**  
35,809 MT



**EASTERN SAMAR**  
23,150 MT



**NORTHERN SAMAR**  
19,276 MT



**BILIRAN**  
5,941 MT

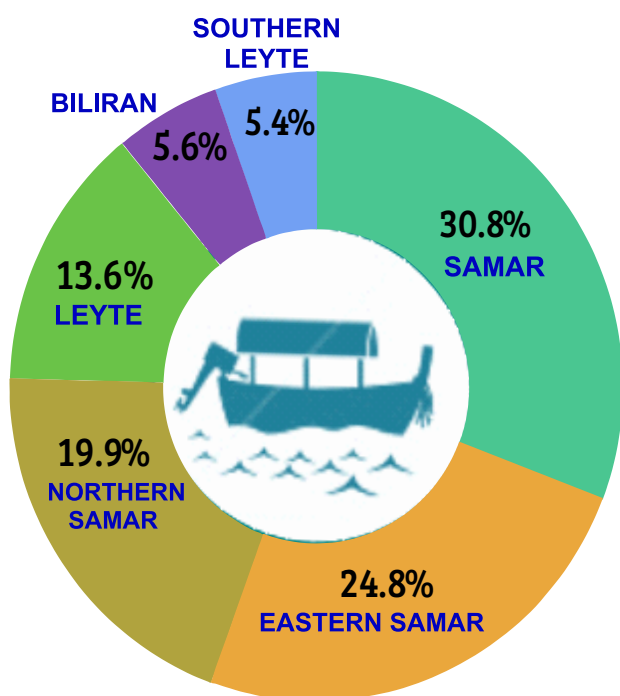


**SOUTHERN LEYTE**  
5,605 MT



Legend:  = 10K

## SAMAR ISLANDS DOMINATE MUNICIPAL FISHERY PRODUCTION



## EV TOTAL FISHERY VALUE OF PRODUCTION ₱ 9.18 B



7.00 B



1.12 B



1.06 B

Source: Philippine Statistics Authority