

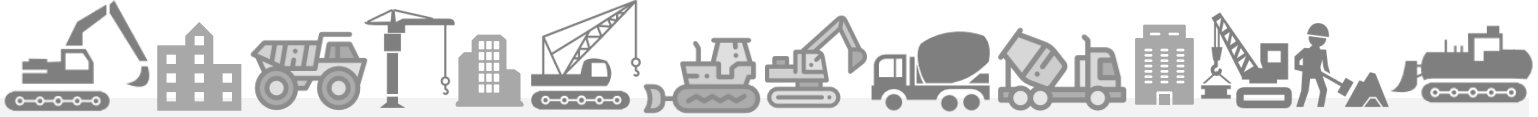
CONSTRUCTION STATISTICS

EASTERN VISAYAS




(Second Quarter 2018)

Reference No. IG-201809-0800-25

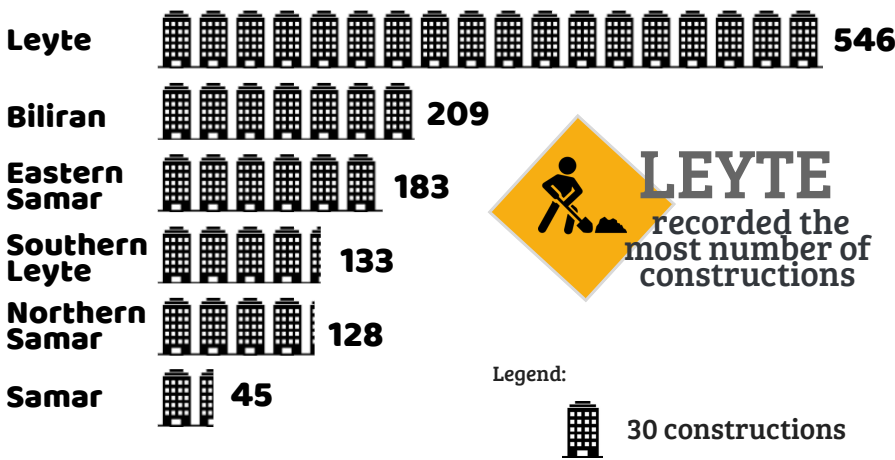
Date of Release: 17 September 2018



A total of **1,244 constructions** were recorded in the Second Quarter of 2018 with an aggregate value of **Php 2.4 Billion**

RESIDENTIAL	NON - RESIDENTIAL	ADDITIONS/ ALTERATIONS AND REPAIR
		
843 buildings	205 buildings	196 buildings
FLOOR AREA (in square meters)		
138,305	123,115	1,074*
VALUE (in thousand pesos)		
1,133,778	1,098,962	185,205

* for additions only



AVERAGE COST PER SQUARE METER



Notes:

- Construction statistics are compiled from the copies of approved building permits as well as from demolition and fencing permits collected every month from the Offices of Local Building Officials.
- Data on private building constructions refers to those proposed to be constructed or construction work has started during the reference period and; not completed constructions.

Source: Philippine Statistics Authority