




CONSTRUCTION STATISTICS EASTERN VISAYAS (First Quarter 2018)

Reference No.: IG-201806-0800-12

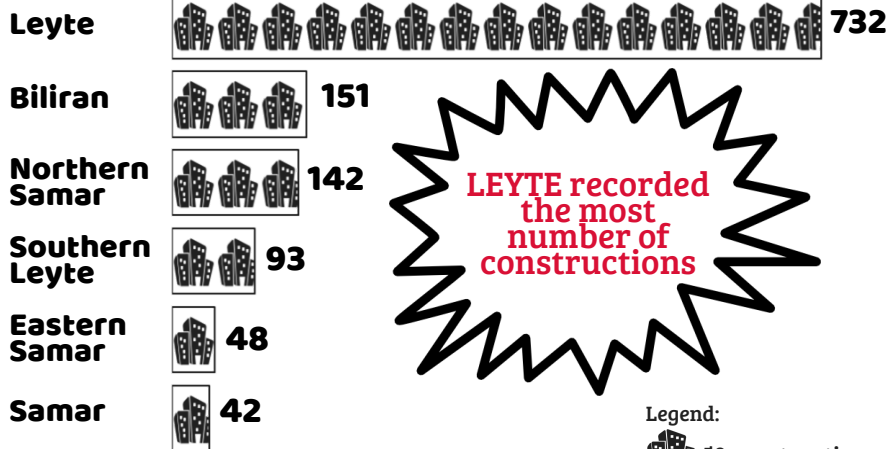
Date Released: 19 June 2018



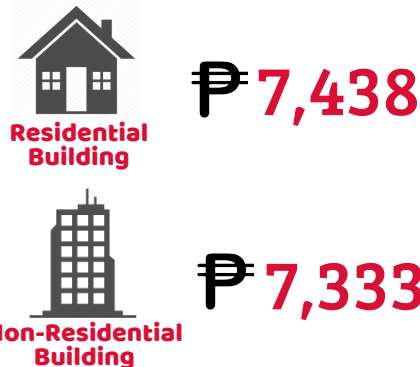
A total of **1,208 constructions** were recorded in the First Quarter of 2018 with an aggregate value of **Php 2.4 Billion**

RESIDENTIAL	NON - RESIDENTIAL	ADDITIONS/ ALTERATIONS AND REPAIR
		
846 buildings	199 buildings	163 buildings
FLOOR AREA (in square meters)		
196,223	118,158	431*
VALUE (in thousand pesos)		
1,459,415	866,441	69,670

* for additions only



AVERAGE COST PER SQUARE METER



Notes:

1. Construction Statistics are compiled from the copies of Approved Building Permits as well as from demolition and fencing permits collected every month from the Offices of Local Building Officials.
2. Data on private building constructions refers to those proposed to be constructed or construction work has started during the reference period and; not completed constructions.

Source: Philippine Statistics Authority